

Jordan TEAM Together Grade 7 Semester 1



Pupil's Book with Digital Resources

Adaptation Committee in Jordan

Prof. Nayel Darweesh Al-Shara'h (Head)


Dr. Manal Fahed Aburumman

Dr. Hanan Hasan El-Kanash

Saad Mohammad Odeh

Publisher: The National Center for Curriculum Development

The National Center for Curriculum Development is pleased to have your feedback and comments on this book through the following contact details:

 06-5376262 / 237

 06-5376266

 P.O.Box: 2088 Amman 11941

 @nccdjor

 feedback@nccd.gov.jo

 www.nccd.gov.jo

The Ministry of Education has decided to adopt this book for Jordanian schools in accordance with the approval of the Higher Council of the National Center for Curriculum Development in its meeting No. 3/2024 on 7/5/2024 and the approval of the Board of Education decision No. 47/2024 in its meeting No. 3/2024 on 26/6/2024 for the 2024/2025 academic year.

© Pearson Education Limited and York Press Ltd. 2024

ISBN: 978-9923-41-612-9

The Hashemite Kingdom of Jordan
Deposit number by the National Library Department
(2024/4/2410)

Primary indexing data for the book

Book title	Jordan Team Together, Grade 7: Pupil's Book, Semester 1
Prepared by	Jordan National Center for Curriculum Development
Publication data	Amman: National Center for Curriculum Development, 2024
Classification number	373,19
Descriptors	/English Language//Courses//Basic Education/
Edition data	First edition

The author bears full legal responsibility for the content of their work, and this work does not express the opinion of the National Library Department.

The right of Anna Osborn to be identified as author of this *work has been asserted by her in accordance with the Royal Legislative Decree, 12 April 1/1996, which approves the consolidated text of the Law of Intellectual Property Rights.

The publishers would like to thank Kay Bentley, Nicola Fofouti and Matthew Hancock for their contribution.

All rights reserved; no part of this publication may be reproduced, stored in a retrieval system, or transmitted in any form or by any means, electronic, mechanical, photocopying, recording, or otherwise without the prior written permission of the Publishers.

First edition (trial): م 2024 / هـ 1445

* The term "work" in this context refers to the original text (publication) before the adaptation to the Jordanian culture

Jordan TEAM Together Grade 7 Semester 1



Pupil's Book with Digital Resources

Contents

Welcome Let's get started!	4	Dana's Learning Club	
1 City life	8	Language booster 2	60
2 Our future	20	Think like a scientist! How can we give an explanation?	62
Dana's Learning Club		Festivals	64
Language booster 1	32	Grammar reference	66
Think like a scientist! How can we compare and contrast things?	34	How to write...	67
3 Let's read!	36	English in action reference	68
4 Our planet	48	Get ready for...	69
		Progress path	70

Scope and sequence

Unit	Unit objectives	Vocabulary	Grammar	Listening
Welcome Let's get started!	Introducing the characters; revising question words; revising vocabulary to describe people	Hobbies and interests Describing people		Understanding the main information in short, simple dialogues about someone's hobbies and interests, if spoken slowly and clearly and supported by pictures
1 City life	Talking about cities, travel and transport	City travel and transport: capital city, backpacker, tour guide, tourist information centre, accommodation, luggage, statue, monument, police station, fountain, tourist, clock tower Travel and transport: taxi, neighbourhood, lorry, roundabout, coach, road sign, railway station, traffic lights, crossroads, fire engine, traffic jam, pavement	used to <i>They used to throw buckets of water over fires.</i> Present continuous for future plans <i>My friends are doing a treasure hunt tomorrow.</i> Present simple for timetables and scheduled events <i>The treasure hunt starts at 10 am in the city square.</i>	Understanding some details in longer dialogues on familiar, everyday topics; extracting factual information from short, simple dialogues or stories about past events
2 Our future	Talking about jobs and life events	Jobs: hairdresser, manager, dentist, computer programmer, inventor, architect, novelist, graphic designer, politician, diver, professional footballer, journalist Life events: start a business, find a job, be born, get a degree, retire, get married, go to school, have children, go to university, grow up, move house, go backpacking	will for predictions <i>I think you'll be a brilliant footballer.</i> might, may and could for predictions <i>I might get a good degree.</i> <i>I may travel the world.</i> <i>I could find a job as a teacher.</i>	Identifying basic, factual information in short, simple dialogues or stories on familiar, everyday topics, if spoken slowly and clearly

Dana's Learning Club Language booster 1

3 Let's read!	Talking about books; describing places	Books: fantasy, graphic novel, recipe book, biography, science fiction, drama, adventure story, poetry, mystery, horror story, self-help, detective story Adjectives: tiny, dark, empty, strange, gorgeous, terrible, secret, huge, bright, popular, charming	Reported speech <i>They said that they enjoyed reading.</i> Present simple passive and Past simple passive <i>The tower is visited by many tourists every year.</i> <i>The tower was built a long time ago.</i>	Understanding people's likes in informal conversations, if the speakers talk slowly and clearly; extracting factual information from short, simple dialogues or stories about past events, if spoken slowly and clearly and guided by questions or prompts
4 Our planet	Talking about the environment and extreme weather	The environment: protect the environment, climate change, save water, plant trees, switch off lights, waste energy, recycle, pollution, destroy the rainforests, pick up rubbish, use renewable energy, global warming Extreme weather: hurricane, tornado, thunder and lightning, gale, heatwave, drought, forest fire, volcano, tsunami, flood, avalanche, snowstorm	Modals of obligation <i>We should take part in the competition.</i> <i>We must close doors.</i> <i>We need to switch off the lights when we leave a room.</i> Reported questions and commands <i>I asked my dad what a hurricane was.</i>	Understanding some details in extended dialogues on familiar everyday topics; identifying specific information in short, simple dialogues, if there is some repetition and rephrasing

Dana's Learning Club Language booster 2

Festivals
Grammar reference
How to write...
English in action reference
Get ready for...
Progress path

Speaking	Reading	Writing	Phonics	Project	Viewing and presenting	Functions
Giving brief reasons for their opinions on familiar topics; talking about their hobbies and interests, using simple language; asking a range of questions in guessing games to find the answer; asking someone simple questions about their life and experiences	Understanding short, school-related messages in emails, text messages and social media postings; scanning several short, simple texts on the same topic to find specific information; following extended stories and texts written in simple, familiar language					
Comparing the advantages and disadvantages of different options using a range of complex linking words/phrases; repeating phrases and short sentences; describing past events or experiences using simple descriptive language to add interest	Following extended stories and texts written in simple, familiar language, if supported by pictures	Writing short, simple descriptive texts about familiar places using basic connectors, given a model	Different sounds of the hard and soft c in words	Making a fact file about a city	Presenting the fact file to the class	Asking for travel information <i>Excuse me, how much is a single/return ticket to Berlin?</i>
Making simple predictions about the future, given a model; talking about plans for the near future in a simple way	Identifying specific information in a simple story, if guided by questions; scanning a simple text to find specific information	Writing short, simple texts on familiar topics in linked sentences	Intonation in questions and statements	Making a poster about an unusual university degree	Presenting the poster to the class	Making and responding to offers and suggestions <i>Do you need any help?</i>

Think like a scientist! How can we compare and contrast things?

Acting out a short dialogue or role play, given prompts	Making basic inferences from simple information in a short text	Writing a very simple story, given prompts or a model	Letter sounds <i>str, spr, scr</i> and <i>tch</i>	Making a presentation about an unsolved mystery	Giving the presentation to the class	Agreeing and disagreeing <i>I totally agree.</i>
Expressing their opinions on familiar topics, using simple language; repeating phrases and short sentences, if spoken slowly and clearly; talking about everyday activities using simple language	Scanning several short informational texts on the same theme to find relevant information	Writing a report on a survey about endangered animals	Voiced and unvoiced <i>th</i>	Writing an action plan to help an endangered animal	Presenting the action plan to the class	Giving advice <i>Perhaps you ought to ...</i>

Think like a scientist! How can we give an explanation?

Welcome

Let's get started!



1 Listen and read. Who are these children?



World of Wonder! Magazine

[Welcome](#)

[Book Club](#)

[Culture](#)

[Over to you!](#)

Good morning, everyone, and welcome to Grade 7! We're your WOW! Team! It's going to be an exciting year for us all and for the magazine!

We hope we can work together on the magazine this year.



The WOW!, or World of Wonder!, magazine is full of articles just for you. You tell us what you want in your magazine and we'll make it for you!

So, we need to hear your ideas! What do you want to read about? What do you want to talk about? Tell us and we'll get to work!



This is YOUR page! We want to hear from YOU. Send us your comments and photos like the people below!

1
Ghada, 12, Jordan 2 minutes ago
 I'm new to Amman and it's a lovely city! It's very exciting, and there is so much to do. I want to read more about life in big cities.

2
Tara, 12, South Africa 3 minutes ago
 Last month, we went hiking. While I was hiking, I thought about all the other adventures I could have. I want to read some stories about adventure.

4
Dominic, 12, USA 10 minutes ago
 I love shopping! I want to hear about different types of shopping around the world.

6
Selina, 13, Jamaica 20 minutes ago
 We've had a lot of stormy weather this summer on our island. I want to read articles about why the weather is changing and what we can do to stop it.

8
Riya, 12, Brazil 1 hour ago
 I've just finished reading a brilliant book about a mystery. I loved it! I want to read more about mysteries!

3
Martin, 12, Australia 4 minutes ago
 It's time to start thinking about the future. I want to read about jobs that I might do in the future!

5
Jasiek, 13, Poland 10 minutes ago
 My older sister loves sending texts to her friends on her phone. But I prefer talking to my friends face-to-face! Why do some people spend so long on their phones?

7
Luisa, 13, Argentina 1 hour ago
 In the future, I want to be an inventor! I want to read some articles about great inventions, so that I can get some ideas of my own!

9
Abbas, 12, Jordan 1 day ago
 I enjoy painting every day. I want to read articles about art! I wonder how people use art in different ways around the world.



2 Look and read. Match the pictures to the WOW! Magazine ideas.

3 Look again at Activity 2 and talk to your partner.

- 1 Which of the topics that the children talk about are you most interested in and why?
- 2 What other topics would you like to see in the WOW! Magazine? Why?



1 Listen and read. Match the photos to the WOW! Team.



About Us



Hello. I'm twelve years old and I'm from Jordan. My grandmother comes from England, so we often go to England in the summer holidays. In my free time, I love reading and writing. At school, my favourite subject is English because we read a lot of interesting books and I enjoy writing. I'm looking forward to writing some articles for the magazine this year!



Hi! I'm twelve years old and I'm from the United Kingdom. I love football because it's exciting and fun to be part of a team. In the winter, I go snowboarding and skiing. I also love taking photographs. I promise I'll take some interesting ones for the magazine this year!



I'm twelve years old and I come from Aqaba in Jordan. My family and I moved to Amman two weeks ago. I miss my old friends and I miss the sea, but it's great to move to a new city! All the students here are very kind. I really love science and nature. I ride my bike to school every day because I want to keep our planet clean. I will try to find interesting articles about science for our magazine.



Hello, everyone! I'm twelve and I come from China. We moved to Jordan because of my mum's job. I really love design. In my free time, I design my own clothes. I'm going to design the WOW! Magazine this year. I hope you like it!

2 **Read the About Us page again. Talk to your partner.**

- 1 What are the WOW! Team going to do for the magazine this year?
- 2 Which job would you like to do on the magazine? Why?
- 3 Do you have a magazine at school?



3 **Listen and circle the correct option to complete the questions. Then match to the answers.**

- | | |
|--|--|
| 1 Where do/does you come from? | a I was born on 4 th March. |
| 2 How many years/old are you? | b I have one older brother. |
| 3 When/ Who were you born? | c I come from England. |
| 4 How many/much brothers and sisters do you have? | d My favourite sport is football. |
| 5 What/Why's your favourite sport? | e I love it because it's exciting and it's fun to be part of a team. |
| 6 What/Why do you like football so much? | f I'm twelve years old. |

4 **Work in pairs. Take it in turns to ask and answer the questions in Activity 3. Can you find three things that are the same and three things that are different?**

5 **Play a guessing game about question words. Can your partner guess the answer?**

who what where why how many when

6 **Work in groups to find out some information about your classmates.**

- 1 Write six questions of your own using the question words from Activity 5.
- 2 Ask questions about some of the topics in the box below or use your own ideas.
- 3 Work with another group. Ask and answer questions.

sports hobbies TV programmes school subjects clothes

1

City tourism: capital city, backpacker, tour guide, tourist information centre, accommodation, luggage, statue, monument, police station, fountain, tourist, clock tower
Travel and transport: taxi, neighbourhood, lorry, roundabout, coach, road sign, railway station, traffic lights, crossroads, fire engine, traffic jam, pavement

City life

1  Work in pairs. Look at the WOW! Magazine Welcome page. Then read and answer.



World of Wonder! Magazine

Welcome

Book Club

Culture

Over to you!

We love visiting big cities! There's so much to do and see! Look at the photos here. How many words do you know for places in cities? How many words do you know for different ways to travel around?

Sami has a question for you. Can you think of some answers to his question?

WOW! Question



Sami 3 minutes ago
 What are the advantages and disadvantages of big cities?



In this unit I will ...

- learn words for city tourism, travel and transport
- use *used to* to talk about the past
- read a picture story
- use the Present continuous and Present simple to talk about the future
- learn about big and small cities
- work in a group to write a fact file about a city





2 1.1 Look and match. Then listen, check and repeat.

capital city 7 backpacker tour guide tourist information centre
 accommodation luggage statue monument police station
 fountain tourist clock tower



3 1.2 Listen and read. What cities are the children talking about? Who had a bad experience in a city?



WOW! Blog

1 **Sami** 8 minutes ago
 My brother travelled around Europe this summer by train. He went with some other backpackers and they visited 13 countries in two months. His favourite city was Barcelona!

2 **Dana** 10 minutes ago
 My family and I went to London last summer! We went to the tourist information centre and found out about places to visit. My mother was our tour guide. We saw the famous clock tower, Big Ben, and the Monument, which was built to remember the Great Fire of London.

3 **Mei** 1 hour ago
 When I was young, I lived in Beijing and my grandmother still lives there. Last year we went to Beijing for the summer holidays. There are lots of fountains and squares where you can play.

4 **Alex** 2 hours ago
 We went to Abu Dhabi last year. It was amazing to go sightseeing, but our accommodation was far away from the city centre. Then I left my bag in a taxi and we had to go to the police station. That wasn't fun.

4 Work in pairs. Look at the photos and words on pages 8 and 9. Find and say.

- 1 Which photos and words are buildings in a city?
- 2 Which photos and words are things or places tourists may go to see in a city?
- 3 Which photos and words do we use for people?
- 4 Which photos and words are things that tourists may need?



1 **1.3** Listen and read. What event from the past does the Monument in London remember?

Dana: Hi, Mei. What's up?

Mei: Hey, Dana. I saw in your blog that you visited the Monument in London. What did you think?

Dana: I thought it was brilliant. Look, here's a picture I took.

Mei: That's amazing! I know that it's a monument to remember the Great Fire of London, but I don't know much else about it.

Dana: Well, it's a tall tower with a gold ball at the top. It's a few metres away from where the fire started in 1666.

Mei: I didn't know that. How did the fire start?

Dana: Well, there was a bakery on Pudding Lane and the fire started in an oven. The houses in London used to be wooden, so the fire moved from house to house very quickly.

Mei: Oh, no! That's awful! Then what happened?

Dana: The fire burned for four days because there was no fire brigade.

Mei: So what did people use to do when there was a fire?

Dana: Well, they didn't use to be able to call the fire brigade like we do now, so they just used to throw buckets of water over fires.



2 **Work in pairs. Read the dialogue again and answer the questions.**

1 Where is the Monument and why?

2 When was the Great Fire of London?

3 Why did the fire move so quickly?

4 How many days did the fire burn for?

3 **Work in pairs. Find these expressions in the dialogue. Then use the expressions and act out.**

That's amazing! What's up? Oh, no! That's awful!

1 I broke my leg last week.

(...)

2 (...)


Nothing much. I'm doing my homework.

3 We won our football match 11-0!

(...)

1 Look back at the dialogue in Lesson 2.

- 1 Find three things that were different about life in London at the time of the Great Fire.
- 2 Find how the Great Fire of London started.
- 3 Find how long the Great Fire of London burned.

2  Look at the grammar table. Then read and circle the correct options to complete the rules.

Grammar

used to

They	used to	throw buckets of water over fires.
We	didn't use to	call the fire brigade.
Did she	use to	live in a wooden house?

Yes, she **did**. / No, she **didn't**.

We use *used to* + verb / the Past simple for things that happened many times in the past.



We use *used to* / the Past simple for completed actions in the past.

3 Read the dialogue in Lesson 2 again. Find two examples of *used to* + verb.

4  Write three questions about life in London in 1666. Then work in pairs and ask and answer.


Did they use to have fire brigades?

No, they didn't.

5   Listen. For each question, choose the correct picture.




1 Where did Ali's grandfather use to live when he was young?




2 What place did Imad and Hala always use to visit when they were children?



6  Listen again and answer the questions.



- 1 a Why did Ali's grandfather live in a hotel?
b What can he remember about living there?
- 2 a What city did Imad and Hala use to visit when they were children?
b Why did they have to go to the police station one year?

7  In pairs, talk about things you used to do and didn't use to do when you were 6 years old.

play with toys go to school
ride a bike drink milk
talk to my friends play football
chant read books

1 Before you read Today's Book Club text is a picture story. Look and circle the words that describe a picture story.

- 1 The action is shown in lots of pictures/one large picture.
- 2 The text uses names/speech bubbles.



2 Listen and read. What treasure do the children find?



Lubna: Mum, some of my friends are doing a treasure hunt around the city tomorrow. Can we go, too?

Mum: Yes, OK.

Lubna: It starts at 10 am in the city square. Can we take Salwa, too?

Mum: Yes, of course. The bus for the city leaves at 9.30 am.


Mum: Right, I have the first clue on my phone.

The first place you will need to look is at the place where you borrow books.

Lubna: The library!

Salwa: Yes! Where's the nearest library?

Mum: It's on the other side of the roundabout, past the traffic lights. Come on! Let's go!



Mum: Oh, what a big traffic jam. The fire engine can't get through. Mind that lorry and the taxis!

Salwa: I have it! The second clue is on this road sign in front of the library.

The clues just get better and better. Where do you go to send a letter?

Lubna: The post office! Where's that, Mum?

Mum: It's on the other side of the crossroads, near the bus station.



Lubna: I have it! Here's the third clue on the pavement in front of the post office!

We hope you think the treasure's funny. You'll find it where you keep your money!

Salwa: The bank! There's a bank over there, where the coach is. Oh, look! There's the treasure! It's chocolate money!

3 After you read Activity Book, page 7.



1 Look and match. Then listen, check and repeat.

taxi 1 neighbourhood lorry roundabout coach road sign
 railway station traffic lights crossroads fire engine
 traffic jam pavement



2 Read the story in Lesson 5 again. How many things or places in a city can you find in it? How many types of transport?

3 Think about the story in Lesson 5. Are the sentences true or false?

- 1 Some of Lubna's friends are doing a city treasure hunt next week. T / F
- 2 Lubna is seeing Salwa tomorrow. T / F
- 3 The treasure hunt starts at 10 am. T / F
- 4 The bus leaves at 9 am. T / F

4 Look at the grammar table. Then read and circle the correct options to complete the rules.

Grammar

Present continuous for future

My friends **are doing** a treasure hunt tomorrow.

I'm **seeing** Salwa tomorrow.

Present simple for future

The treasure hunt **starts** at 10 am in the city square.

The bus for the city **leaves** at 9.30 am.

We use the **Present continuous / Present simple** tense to talk about arrangements for the future.
 We use the **Present continuous / Present simple** tense to talk about timetables, for example, trains or buses.

5 Listen to two children and answer the questions.

- 1 Which city are they talking about?
- 2 How is Hanan getting to her grandmother's house?
- 3 What doesn't Hanan like about this city?





1 Before you read Would you rather live in a very big city or a very small city?

2 Listen and read.



There are so many interesting cities in the world. Here's an article about one of the **BIGGEST** and one of the **smallest** cities in the world. Cities come in all different shapes and sizes. Some are very big and some are very small. Some have a lot of people living in them and some have very few.

Big city, small city

TOKYO

Country	Japan
Population	37 million people
Size	13,572 km ²
Language(s)	Japanese
Money	Yen



The biggest city in the world is Tokyo in Japan. It's on the biggest island of Japan, Honshu.

- Tokyo is home to one of the largest fish markets in the world. More than 2,000 tonnes of fish are sold every day!
- The Tokyo Sky Tree is one of the tallest towers in the world at 634 metres tall.
- The busiest railway station in the world is Shinjuku Station in Tokyo. 1.2 billion people use the station every year! There are people who push passengers into the trains to get as many people in as possible.

NUUK

Country	Greenland
Population	19,000 people
Size	690 km ²
Language(s)	Greenlandic and Danish
Money	Danish krone



Nuuk is one of the smallest capital cities in the world.

- The city is very beautiful, with mountains on one side and the sea on the other. There are small rivers that go through the city, too.
- There's a market every day in the city where you can buy fresh fish and seal meat.
- Nuuk is one of the coldest capital cities in the world. The temperature is below zero for many months of the year. The coldest month is February with temperatures as low as -13°C.
- Visitors to Nuuk often go to see whales, which visit the waters around the city in the summer months.

WOW! Fact

There are more than 30 mega-cities in the world. These are cities with more than 10 million people.

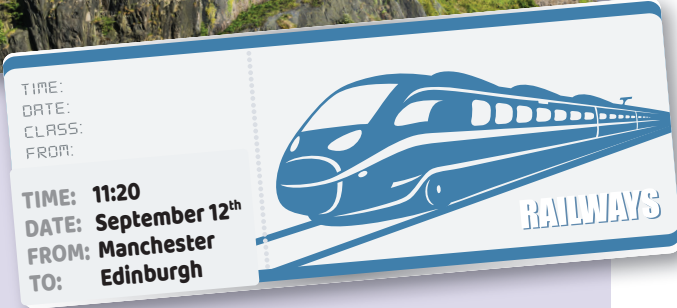
3 After you read Activity Book, page 9.

Project

Make a fact file about a city.

- 1 In groups, imagine you're planning a visit to a city for your next holiday.
- 2 Choose a city in the world.
- 3 Decide who will research to find:
 - basic information (capital city, population).
 - interesting facts.
 - photos.
- 4 Write your notes on a piece of paper. Add photos or pictures.
- 5 Present your fact file to the class.





Anna: Excuse me, how much is a return ticket to Edinburgh?

Man: That'll be £137.

Anna: And what time is the next train?

Man: It leaves at 11.20.

Anna: Is that a direct train?

Man: Yes, it is.

Anna: OK, great. Which platform does it leave from?

Man: That train goes from Platform 19.

Anna: Thank you.

1 ^{1.15} Listen and read.
Answer the questions.

- 1 Where is Anna going?
- 2 How is she getting there?



2 Read the dialogue again. Find and write how Anna asks for travel information. Use the *Say it!* box to help you.



Asking for travel information
Excuse me, how much is a single/return ticket to Berlin?
What time is the last train?
Is that a direct train or do I need to change?
Which platform does it leave from?

Pronunciation

3 ^{1.16} Listen and say.
When does c make a /s/ sound? When does it make a /k/ sound?



- 1 city
- 2 tourist information centre
- 3 clock tower
- 4 crossroads
- 5 police station
- 6 traffic jam
- 7 cycle

Literacy: articles

Reading

tip Reading

The first paragraph of an article often gives the main idea of the text as well as a useful summary.

1 **Before you read** Read the title and the first paragraph of the article. What do you think it will be about?

2  Listen and read.



An amazing city in the UAE

Cities are big places where there are a lot of people and a lot of cars. That means they are often very hot and very dirty. So people are now designing green cities which are easier to live in.

Masdar City is a special new neighbourhood in Abu Dhabi, the capital of the United Arab Emirates. The designers are creating houses and buildings that are all new. The buildings do not use much energy because they use traditional materials. (1) _____ In the UAE, mosques used to be made of earth from the ground. We usually build new mosques using stone, but they used the same earth as traditional mosques to build the new Masdar City mosque. (2) _____ The mosque also produces all the energy it needs using solar panels which take energy from the sun.



The buildings in Masdar City are very close together so that there is not much sun on the pavements. There are no cars and most of the roads are for walkers and bikes. (3) _____ Some of them go under the ground!



Many school students visit the city on school trips. Teenager Hani Akel, 14, told us, 'This is such an exciting project. (4) _____ It's also using green technology that could really change our cities in the 21st century.'

Words in context

earth electric ground
solar panel teenager

Activity Book, page 11

3 **After you read** Read the text again and write the letters for the sentences to fill the gaps in the article.

- A You can also travel on electric buses.
- B It's not only creating an amazing new city for people to live in.
- C That is because the material keeps the building cool.
- D An example is the mosque.

1 Read the article and circle the best title.

- a My favourite place to go on holiday
- b The place where I live
- c The place where I want to live when I grow up



live in the beautiful city of Amman, which is in north west of Jordan.

The place I like the best is the Roman theatre, in the east of the city. The Romans built it about 1,900 years ago and around 6,000 people used to watch plays there. Now it's a famous place for tourists to visit.

The best time to visit Amman is either spring or autumn, when it is not very hot. I prefer the spring because there are flowers in the parks. People come from all over the world to enjoy the food and the city sights. I enjoy eating an ice cream in Abu Bakr al Siddiq Street.

I think tourists should come to Amman because there are a lot of awesome places to visit and many beautiful buildings. The people are also very friendly!

Adnan, 12, Jordan

2 Read the *How to write...* box. Then read the article in Activity 1 again and match the paragraphs to the questions.

How to write... an article

- Include an introduction, clear paragraphs and a conclusion.
- Use formal language.
- Check your facts – only use websites you can trust.

- 1 Paragraph 1: introduction *b*
- 2 Paragraph 2:
- 3 Paragraph 3:
- 4 Paragraph 4: conclusion

- a What's your favourite place?
- b Where do you live?
- c Why should people visit?
- d What's your favourite time of year?

3 Write an article for the WOW! Magazine about the place where you live. Use the *How to write...* box to help you.

- 1 Write a plan: use the questions in Activity 2.
- 2 Write your answers.
- 3 Then check your spelling and punctuation.

tip Writing

either ... or

We use *either ... or* to talk about a choice between two things. *The best time to visit Amman is either spring or autumn.*

- 1 Read the comments about the WOW! Magazine. Who wants to visit London?

This is YOUR page! We want to hear from YOU. Send us your comments and photos like the people below!

1 2 comments



Sai, 12, India 34 minutes ago

I really enjoyed the story about the treasure hunt. My friends and I did a treasure hunt last summer. It took us seven hours and we still didn't find the treasure in the end!

3 3 comments



Nasser, 12, Jordan 47 minutes ago

I liked the article about the big and small cities in the world. I live in a small town. I think I'd like to live in Tokyo because there's so much to see and do.

5 6 comments



Ivan, 12, Croatia 1 hour ago

Nasser, I really liked that article too! I'm from Croatia, where we have the smallest town in the world. It's called Hum. Only 23 people live there, but a lot of tourists visit in the summer because it's very beautiful!



2 4 comments



Lauren, 12, Switzerland 3 minutes ago

We've just learnt about the Great Fire of London in History. I enjoyed reading about Dana's trip there and all the things she found out. I'd like to go there one day because I live in a very small village!

4 3 comments



Hassan, 13, UAE 20 minutes ago

I liked reading about the new green neighbourhood in Abu Dhabi. I've never been there and it sounds really interesting. There's a great place near where I live, too. It's called Al Mamzar Beach Park and it's on the beach. You can sit under a tree or go swimming in the sea. It's a great place to relax.



- 2 Work in pairs and answer the questions. Then write your comments about the WOW! Magazine and read them to the class.

- 1 Which stories did you like best?
- 2 Did you learn anything new?
- 3 What city would you like to visit soon?

- 3 Think about the WOW! Question again. Discuss in groups. Are your answers different now?

WOW! Question



Sami 3 minutes ago

What are the advantages and disadvantages of big cities? ...

A2 Key and B1 Preliminary for Schools
Listening Part 1

tip Exam

In the exam, you will hear each recording twice. Try to understand the general idea the first time you listen and choose the best answer. Listen carefully the second time to check that your answer is correct.

1   Listen. For each question, choose the correct picture.



1 How is Panayiota getting to the city tomorrow?



A



B



C

2 What place did James visit in the city?



A



B



C

3 Where does the woman want to go?



A





B



C

A2 Key and B1 Preliminary for Schools Speaking Parts 2 and 3

2   Work in pairs. Some pupils are going on a school trip to a big city. Look at the activities that they could do and discuss which would be the most interesting and why.

Go to page 69

2

Jobs: hairdresser, manager, dentist, computer programmer, inventor, architect, novelist, graphic designer, politician, diver, professional footballer, journalist
Life events: start a business, find a job, be born, get a degree, retire, get married, go to school, have children, go to university, grow up, move house, go backpacking

Our future

1 Work in pairs. Look at the WOW! Magazine Welcome page. Then read and answer.



World of Wonder! Magazine

[Welcome](#)

[Book Club](#)

[Culture](#)

[Over to you!](#)

Lots of you wanted to hear about different jobs and the exciting things that might happen to you in the future. Take a look at the pictures. How many words do you know? Dana has a question for you. Can you think of some answers?



WOW! Question




Dana 3 minutes ago

What's more important – having a good job or having a big family and a lot of friends? Why?



In this unit I will ...


- learn words for jobs and important life events
- use *will*, *might*, *may* and *could* for predictions
- read a poem
- learn about unusual university degrees in different countries
- work in a group to do a poster presentation
- learn how to make and respond to offers of help
- read and write a blog about the future





2 ^{2.1} Look and match. Then listen, check and repeat.

hairdresser manager dentist computer programmer inventor architect
 novelist graphic designer politician diver professional footballer journalist 1



3 ^{2.2} Listen and read. What jobs do the children want to do?



WOW! Blog

1 **Dana** 7 minutes ago
 I love reading and writing! I want to do a job where I can read and write every day. I don't think I'll become a journalist. I want to write my own books.

2 **Alex** 15 minutes ago
 I always have so many ideas in my head! For example, yesterday I thought it would be nice to have a pair of football boots that get hot and cold. Then when it's really hot, they will keep you cool and when it's cold, they will keep you warm. I won't become a professional footballer because I'm not good enough, but I want to do a job where I can use my ideas to make real things and have something to do with sports! ⚽

3 **Sami** 1 hour ago
 My favourite hobby is making things. In the future, I think I'll do a job where I can design and build new buildings!

4 **Mei** 3 hours ago
 Every summer, I go to the beach with my family and I spend all my time under the water like a fish! 🐟 Maybe I'll be a fish when I grow up! Maybe not! But I'll do a job where I can spend a lot of time in and under the water.

4 Work in pairs. Look at the jobs on pages 20 and 21. Find and say.

- 1 Which of the jobs do you think is the most difficult and why?
- 2 Which of the jobs do you think is the easiest and why?
- 3 Which of the jobs do you think is the most interesting and why?



1 **2.3** Listen and read. What job does Sami think Alex will do in the future?

Sami: Great goal, Alex!

Alex: Thanks!

Sami: I read in the blog that you don't think you're good enough to be a professional footballer when you grow up. I disagree! I think you'll be a brilliant footballer for one of the big teams!

Alex: Ah, that's kind of you to say, but I don't think that will happen. I'm pretty sure it won't happen!

Sami: Yes, it will! A football manager will come to our school and she'll see you play and she'll ask you to join!

Alex: Ha ha! I think that will only happen in my dreams! But thank you anyway. I'll keep practising and who knows what will happen in the future? What about you? What will you do when you grow up? You do such a great job designing and building the WOW!



website. Will you become a graphic designer? Or maybe a computer programmer?

Sami: No, I won't. I've always wanted to be an architect.

Alex: Oh, cool! Will you design a house for me?

Sami: Of course I will! What type of house will you want to live in?

Alex: Oh, I'm not sure. I think I'll live in a big house near the sea.

Sami: You'll need a big garden so you can practise scoring goals for your professional team!

2 **Work in pairs. Read the dialogue again and answer the questions.**

- | | |
|---|---|
| 1 Why doesn't Alex think he can be a professional footballer? | 3 What does Sami want to be when he grows up? |
| 2 What job does Sami do on the WOW! website? | 4 Where does Alex want his house to be in the future? |


3 **Work in pairs. Find these expressions in the dialogue. Then use the expressions and act out.**

Oh, cool! I disagree! I'm not sure.

<p>1 </p> <p></p>	<p>2 </p> <p></p>	<p>3 </p> <p></p>
-------------------	-------------------	-------------------

1 Look back at the dialogue in Lesson 2. Are the sentences true or false? Say why.

- 1 Sami thinks Alex is good enough at football to become a professional footballer.
- 2 Alex thinks that Sami is good at designing.
- 3 Sami wants to be a graphic designer when he grows up.
- 4 Alex wants Sami to design a website for him in the future.

2  Look at the grammar table. Then read and circle the correct options to complete the rule.

Grammar

will for predictions

I think you'll **be** a brilliant footballer.

It **won't happen**.

Will you **become** a graphic designer?

What **will** you **do** when you grow up?

We use *will/won't* + verb to talk about things that we think can happen in the **present / future**.

3 Read the dialogue in Lesson 2 again. Find examples of *will* for predictions.


4   Work in pairs. Make predictions about the things below.

- 1 something that will happen at school tomorrow
- 2 a sporting event that will happen next year
- 3 what schools will be like in 2100



Tomorrow at school I'll finish my science project.



I'll have lunch with my friends.

5  ^{2.6} Listen. What is Abeer doing and why?



6  ^{2.7}  Listen again. For each question, choose the correct answer.



- 1 What job will Huda do when she grows up?
 - A She'll be a novelist.
 - B She'll be an architect.
 - C She'll be a journalist.
- 2 What job will Lama do?
 - A She'll be a politician.
 - B She'll be a footballer.
 - C She'll be a diver.
- 3 What job will Mariam do?
 - A She'll be a dentist.
 - B She'll be a manager.
 - C She doesn't know yet.

1 **Before you read** Today's Book Club text is a poem. Answer the question. Then look and circle the words that describe a poem.

- 1 What poems have you read?
- 2 Poems usually have verses/paragraphs.
- 3 In this poem, there are four/six lines in each verse.

2  **Listen and read.** What is Laila thinking about?



*Tell me, Laila, about your life,
When were you born, on what day?
I was born on a Tuesday, at 6.30 pm,
On 29th May.*



*And what will you do when you grow up?
For example, when you leave school?
I may go backpacking, I may travel the world,
I think that will be cool!*

*What will you do when you come back?
Will you go to university?
I might study English, I might study Maths,
I might get a good degree.*


*What will you do when you finish that?
What job do you think you'll do?
I could find a job as a teacher.
Or I could be an astronaut, too!*


*Do you think that you will start a business?
Do you think you'll be successful as well?
I may start a business – it may happen to me.
At the moment, I just can't tell.*

*When you finish work, when you retire,
What will you do for fun?
I might sit by the sea and look back at my life
And laugh at the things that I've done!*



3 **After you read** Activity Book, page 19.

4  **Work in pairs.** Pupil A, read the first two lines of each verse and Pupil B, read the second two lines of each verse. Then swap roles and repeat.

5  **Take it in turns to answer the questions in the poem about you. Then write the poem with your answers.**



1 Look and match. Then listen, check and repeat.

start a business find a job
 be born 1 get a degree retire
 get married go to school
 have children go to university
 grow up move house
 go backpacking



2 Read the poem in Lesson 5 again. How many words for important life events can you find?

3 Read the poem again. Find the answers to these questions.

- 1 When was Laila born?
- 2 What does she want to do when she leaves school?
- 3 What does she want to study at university?
- 4 What does she want to do when she retires?

4 Look at the grammar table. Then read and circle the correct options two complete the rules.

Grammar

might, may and could for predictions

I **might get** a good degree.

I **may start** a business.

I **could find** a job as a teacher.

When we are / aren't sure about our prediction, we use *will/won't* + verb.

When we are / aren't sure about our prediction, we use *might, may or could or might not, may not* + verb.

5 Listen to Fadi and answer the questions.



- 1 What might Fadi do in the future?
- 2 What will his sister NOT do in the future?
- 3 What could his grandfather do when he's 60?

6 Read and make predictions using *will/won't* or *might, may* and *could*. Then rewrite the sentences to make predictions about your own future.

1 **Nada**

I want to go to university. Maybe.

Nada might go to university.

2 **Jawad and Khaled**

We definitely want to go backpacking.

- 1 Before you read** What are the most popular university degrees in your country?
- 2**  Listen and read.



UNUSUAL UNIVERSITY STUDIES

When school finishes, most students continue their studies at university. Here are some university degrees that are a little different than the usual ones!



► Baking Science and Technology, London, UK

Baking bread and cakes might seem like a simple, fun activity, but if you want to become an expert, then there's a degree for you. London offers a university course on Baking Science and Technology, where students study the chemistry of each ingredient and how it affects products in special laboratories. Students also get a chance to take part in projects and famous bakers from around the world visit to talk to students.



► Themed Experience, Orlando, USA

The city of Orlando in Florida has more than twelve theme parks full of roller coasters and water parks. Where would it be better to study Themed Experience than here? With this degree, you will become an expert in designing and organising theme parks, zoos, virtual worlds, aquariums, etc. That's a job that anyone would pay to do!


► School of Puppetry, Toronto, Canada

All people enjoy watching puppet shows. So, why not study the art of creating and performing with puppets? The Toronto School of Puppetry offers just that. Here students learn to make puppets out of various materials, including wood. They also learn secrets about sound and how to create stories, film and edit videos with puppets.



WOW! Fact

Puppetry has been around for thousands of years. The Ancient Greek, Egyptian and Chinese civilisations all used this form of art.

- 3 After you read** Activity Book, page 21.
- 4**  **Work in pairs. Ask and answer.**
 - 1 Which of the studies would you choose and why?
 - 2 What do you think would be difficult about studying these degrees?



Project

Make a poster about an unusual university degree.

- 1 In groups, think about unusual university degrees.
- 2 Choose one and decide who will find:
 - information about what the degree is about.
 - information about what students learn and practise.
 - some good photos and some interesting facts about the degree.
- 3 Put your notes and photos onto a poster.
- 4 Display your poster in the classroom and present it to the class.
- 5 Take a class vote to decide which degree sounds the most interesting and why.



Dad: The room is such a mess after our family party last night! We have to tidy it.

Son: Would you like a hand?

Dad: Yes, please.

Son: I'll clean the shelves.

Dad: That would be great.

Daughter: Let me help you, too. I'll put the books away.

Dad: Thanks! I'll tidy up the mess on the floor.

Daughter: I've finished with the books now. Do you need any help with the floor?

Dad: Thanks, but I'm nearly done and Mum's already helping me.

Daughter: I'll get us all some juice and biscuits.

Son: I'll help you, too!

Daughter: No, don't worry! You've done enough! Sit down and relax and I'll bring you a snack!



1 ^{2.15} Listen and read. Answer the questions.

- 1 Which room is messy and why?
- 2 What does the girl do to help?
- 3 What does Dad do to help?

2 Read the dialogue again. Find and write four offers of help. Use the *Say it!* box to help you.



Offering to help	Accepting an offer of help
I'll help you.	help
Let me help you.	Yes, please!
Can I help you?	That would be great!
Would you like a hand?	Refusing an offer of help
Do you need any help?	Thanks, but no need!
	I'm nearly done.
	No, don't worry!

Pronunciation



3 ^{2.16} Listen and repeat. When does our voice go up at the end, in the question or the statement?

Will you become a graphic designer?



I could find a job as a teacher.



Literacy: blogs

Reading

1 **Before you read** Read the first paragraph quickly. Does the blogger agree or disagree with the title of the blog?

2  Listen and read.

tip Reading

Remember that a blog is the opinion of the writer, so it might not be true!



JUST SAYING | My blog by Samia Wakil

18 October

Robots are coming for our jobs ...

I was talking to some friends yesterday about robots. Everyone thinks that there won't be any jobs left for us in the future because robots will do all our jobs instead. 'They're coming for our jobs,' one friend said! But I don't agree with this idea and I don't think there's any need to worry about the future.

Robots aren't coming for our jobs. They're already doing them! They do a lot of the jobs that people used to do in the past. For example, robots make cars in factories and milk cows on farms. This doesn't mean that people can't find jobs any more. It just means that people can do more interesting jobs now.

In the future, it's true that robots will do more jobs. For example, they will do housework and drive cars. But this means that we will have time to learn new things and do different jobs.

Also, robots will never have ideas or feelings, so there are some jobs that they will never do. For example, a robot will never take care of a sick person like a nurse can and a robot will never understand what a worried child needs in the way a teacher can.



LET ME KNOW WHAT YOU THINK ABOUT THIS ...



Kim • 23 minutes ago
Completely agree! Robots can never take the place of people!



Anthony • 57 minutes ago
I think you're wrong. By 2050, robots will do nearly half of all our jobs. What will we all do then?



Maha • 2 hours ago
We need to change how we think about work. There may be new jobs which nobody is doing yet. We need to keep learning and keep changing!



Nina • 2 hours ago
I'll be happy if a robot does my homework!

Words in context

blog opinion housework
idea feeling

Activity Book, page 23

3 **After you read** Read the blog again and answer the questions.

- 1 What did Samia and her friends talk about on the blog?
- 2 Where do robots already do jobs for us?
- 3 What type of jobs will robots do in the future?
- 4 What two jobs does Samia think robots will never do and why?
- 5 Who disagrees with Samia's opinion and why?


1 Read Dalia's blog and tick the best title for it.

- a What jobs will robots do in the future?
- b Will we need doctors in the future?
- c What job will I do in the future?

1 I've just read a blog that says that we won't need doctors in the future. Robots will look after patients, do operations and give out medicines.

2 I completely disagree with this idea. I think that we will always need doctors because when you are sick, you want to talk to a person and not a robot. Also, every patient is different – doctors can understand this, but robots can't. In addition, sometimes doctors have to make difficult decisions about how to make a patient better. In my opinion, robots can't make decisions, so we will always need to talk to a doctor.

3 Overall, robots can help doctors to do their jobs, but I don't think they will ever do their jobs for them.



2 Read the *How to write...* box. Then read the blog in Activity 1 again and match the paragraphs to the questions.

How to write... a blog

Blogs can be formal or informal, but most are informal. To write a good blog:

- share your opinions and experiences about things you're interested in.
- use phrases to introduce your opinions, for example *In my opinion ...*, *In my view ...*
- use linking words when you have a lot of ideas, for example *also*, *in addition*, *what's more*.
- use short forms instead of long forms, for example *I've just read a blog ...* instead of *I have just read a blog ...*

- A What's your final idea about the topic?
- B What are your opinions on this topic?
- C What's the topic of your blog?

- Paragraph 1
- Paragraph 2
- Paragraph 3

3 Write a blog called: **Will we need teachers in the future? Use the *How to write...* box to help you.**

- 1 Write a plan: use the questions in Activity 2.
- 2 Write your answers.
- 3 Add more information to your answers to make a blog.
- 4 Read and check your blog. Check your spelling and punctuation.

tip Writing

so and because

We use **so** to link two ideas when the second idea is the result of the first idea.

We use a comma before **so**.

We use **because** to link two ideas when the second idea is a reason for the first idea. We don't use a comma with **because**.

- 1 Read the comments about the WOW! Magazine. Which comments are from children who are thinking about their future jobs?

This is YOUR page! We want to hear from YOU.
Send us your comments and photos like the people below!



- 1 2 comments



Antonia, 13, Sweden 3 minutes ago

I enjoyed thinking about what job I will do in the future. Last year, my friend's father came into school to talk to us about his job. He's a novelist. He explained that anyone can write books. I can do it, too! So, I'm writing my first book at the moment.

- 2 4 comments



Hisham, 12, Jordan 3 minutes ago

I liked Alex's comment. It made me think about what I want to do in the future. I think I'll be a professional footballer! I want to score goals for the best football clubs and play with the best football players.

- 3 3 comments



Peter, 12, Argentina 10 minutes ago

I loved the poem about all the exciting things that might happen to us in the future. I wrote my own poem, too!
*What will I do in the future?
 I might get a job in a zoo,
 I might make friends with a monkey
 And maybe a zebra or two!*

- 4 6 comments



Richard, 13, UK 1 hour ago

I enjoyed reading the article about unusual university degrees. I would like to be an expert on theme parks, so we might go to Orlando for a holiday this year! It'll be a lot of fun!



- 5 4 comments



Yan, 12, China 4 hours ago

I enjoyed reading the article about robots and jobs. I want to be a dentist when I grow up, so I did some research. Look what I found! This is a robot dentist. I might have to think of another job instead!



- 2 **Work in pairs and answer the questions. Then write your own comments about the WOW! Magazine and read them to the class.**

- 1 Which reading text did you like best and why?
- 2 What job in the unit do you think sounds the most interesting and why?
- 3 Has this unit made you start thinking about your future? How?

- 3 **Think about the WOW! Question again. Discuss in groups. Are your answers different now?**

WOW! Question



Dana 3 minutes ago

What is more interesting: working for a big company or starting your own business? Why?

A2 Key for Schools Reading and Writing Part 1 and **B1 Preliminary for Schools** Reading Part 1

- 1 For each question, choose the correct answer.

1

WANTED:
Part-time **hairstylist**,
three mornings per week –
Mondays, Wednesdays and
Thursdays, but can change.
Call Nader for details.

2

✉

To: Ghada
Re: This week

Hi Ghada,
I'm afraid I can't work on Tuesday
this week. I could do Wednesday
or Thursday, but Thursday is
better.
Best,
Amani

tip Exam

In this part of the exam, you will read short texts such as notices, information on food or medicines, or short notes and emails. Think about where and why you would see each text. There might be a clue or a picture to help you. Then read options A, B, C and compare each one to the text before you answer. Finally, read the text again to make sure your answer is correct.

- 1 The person who gets this job:
A will work in the afternoons.
B will work four days a week.
C might work on different days each week.
- 2 The email says Amani:
A can only work on Tuesday this week.
B wants to work on Thursday, but could also work on Wednesday.
C can't work at all this week.

A2 Key for Schools Listening Part 3 and **B1 Preliminary for Schools** Listening Part 4

- 2 For each question, choose the correct answer. You will hear part of a job interview.

- 1 In her second year, Noura studied
A dramas. B horror movies. C documentaries.
- 2 The film is going to be about the town's
A history. B wildlife. C tourism.
- 3 Noura's favourite student event was the
A quiz night. B student swim. C end-of-year party.



tip Exam

In this part of the exam, you will listen to a conversation between two people. Listen for gist the first time and try to work out which part of the conversation each question is about. Choose the best option for each question as you do and check as you listen for a second time.

Language booster 1

1 How many places in a city can you name? Think of adjectives to describe the places.

2 Read and match the tips to the photos.

TOURIST TIPS



A



B



C



D

Are you planning a city holiday? Then read our city travel tips, which are written by local people. You won't need a tour guide to find these special places! Why not send us a postcard of a secret place in your city?

1 **Habib, 12, Amman, Jordan**
If you visit Amman, you must stop at the amazing Roman Theatre. Roman Emperor Antoninus Pius built the theatre in around 150 CE. Around 5,000 people could visit it! Today it is a famous tourist hotspot and you can still see concerts and events there today.

2 **Matias, 12, Buenos Aires, Argentina**
One of my favourite places in my city is the Obelisco de Buenos Aires, which is a huge stone monument. It's important because our country's flag was flown here for the first time. People meet here to celebrate happy events like winning a football match!

3 **Lucy, 13, London, United Kingdom**
My favourite place in my city is our clock tower, Big Ben. Big Ben is over 96 metres tall, so you feel tiny when you're standing at the bottom! You can climb the steep steps inside to get a gorgeous view of the city!

4 **Fatima, 12, Muscat, Oman**
My favourite place in Muscat is the popular Mutrah Corniche. It's a long promenade that stretches about 3 kilometres! During the day, you can walk along and look at the ships, mosques, fountains and beautiful buildings. At night when it's dark, you can look at all the lights shimmering on the water.

3 Look at the text in Activity 2 again. Find and write the words.



1

concert



2




3



4



5




6

4 Find and write the adjectives from the text in Activity 2.

- 1 that not many people know secret
- 2 very big _____
- 3 very small _____
- 4 with no light _____
- 5 a lot of people like it _____
- 6 very pleasant _____

5 Talk to your classmates.

- 1 What's your favourite place near where you live?
- 2 Describe it using some of the adjectives from Activity 4.

6  **Listen and read.**
What are the children going to be this weekend? Match.



- | | |
|---------|----------------|
| 1 Salwa | a tourist |
| 2 Heba | b photographer |
| 3 Li | c tour guide |



Salwa: Hey, Heba, can you help me with something?
 Heba: OK. Let me stop my TV programme ... What is it?
 Salwa: My exchange friend, Li, is visiting this weekend and she wants to go on a tour of the city.
 Heba: I'm free this weekend. Shall I come with you?
 Salwa: That would be great!
 Heba: No problem! Let's think of some places we can take Li.
 Salwa: OK! So, there's the market under the clock tower on Friday morning from 10 am. Shall we go there?
 Heba: Yes, great idea! Li might want to do some shopping. What else?
 Salwa: Well, maybe we could climb the steep hill next to the theatre. You get gorgeous views from there.
 Heba: Yes, I remember when we visited there last year. What next?
 Salwa: Well, on Saturday morning, you could come and watch my basketball match.
 Heba: Yes, OK. What about Saturday afternoon? Shall we take her to the Science Museum?
 Salwa: Yes, good idea! I think it'll be fun! You can be the tour guide because you love talking!
 Heba: Ha! And you can be the photographer because you're always on your phone!
 Salwa: Yes, OK! So, have you finished watching TV?
 Heba: No! Don't change the channel! I was watching that!

7 Find three suggestions that Salwa and Heba make. Use the *Say it!* box to help you.



Making suggestions:
 Shall we have lunch in this café?
 Shall I open the window?

Responding to suggestions:
 ✓ Yes, good/great idea! ✗ No, I don't think so.



8   **Make suggestions to your partner.**

Pupil A

- 1 we / go to library / tomorrow?
- 2 we / play basketball / after school?
- 3 I / help you / with your homework?

Pupil B

- 1 I / make us / some coffee?
- 2 we / walk / to the station?
- 3 we / eat / outside?

9   **An exchange student is visiting you this weekend and wants to do a tour of your favourite places. Make suggestions to your partner and plan a schedule.**

Fri. am _____ Fri. pm _____
 Sat. am _____ Sat. pm _____

Show what you know

- Can you use nouns and adjectives to describe places in cities?
- Can you use *shall* to make suggestions?
- Can you plan a tour of your town/city?




Social Studies

How can we compare and contrast things?

Think


- 1 Think of two cities in your country that you know or that you have heard about. In what ways can you compare them?

Learn

- 2  Listen and read. How can we compare with a T-chart? Why do we call it a T-chart?



We read and write different types of texts (fiction and non-fiction) and we plan them in different ways. For example, when we plan a fiction story, we think about the characters, the beginning, the middle and the ending. When we write a non-fiction text such as a report, we plan the information that we want to include.

You already know different ways of organising information. For example, a **Venn diagram**  which shows how **two** things are the **same** (in the middle) and in what ways they are **different** (at the sides). A **T-chart** compares and contrasts **two** things using information about the same topics. For example, in Social Studies, we can compare two places. To do this, we write the names of the places that we want to compare at the top, on the left and the right. We draw a line under the two names and a line down the middle. Then we think about each topic in turn and complete each side of the chart with information. Can you see why we call it a T-chart?

Place 1	Place 2
A. It's near the coast and beside a river.	A. It's in a valley in the mountains.
B. In winter it's usually quite wet and windy.	B. It can get very cold and snowy in the winter.
C. More than ninety thousand people live here.	C. About five hundred people live here.
D. Most of them are aged between 18 and 50.	D. There are not many under 20. Most are over 40.
E. There is an airport and there are buses and trains.	E. Only buses and cars can drive in the valley.




location



population



transport



climate

Let's practise!

1 Read Fatima's report about two mountain cities.

▶ Many people live in mountains with steep **slopes** and snow on their **peaks**. The Andes Mountains in South America have two of the highest cities in the world.



The highest city is in Peru. It's 5,100 metres above the sea and it's called La Rinconada. La Rinconada is also at the **foot** of a glacier called 'The sleeping beauty'. La Rinconada has rainy summers and dry winters with lots of snow. The roads can be dangerous because of rocks and ice. About 50,000 people live there.

The second highest city is El Alto in Bolivia. It's 4,150 metres above the sea. El Alto means 'The high one' because it's high up in the Andes. Like Rinconada, El Alto is cold even in warm months and it has some very rainy seasons. It has a railway and lots of traffic. Nearly one million people live in El Alto.



2 Look at paragraph 2. Choose the correct topic order.

- A. location, population, climate, transport
- B. location, climate, transport, population

Does she follow the same order in paragraph 3?

Show what you know

Write a compare and contrast report about two places in your country.

- 1 In groups, brainstorm places you want to compare. Choose four topics that you can compare for the places.
- 2 Write notes about the places in a T-chart, as in this example and the one on page 34.
- 3 Order your information.
- 4 Think of something special about your two places for the introduction.
- 5 Then write your report and draw or find pictures of each place.
- 6 Present your report. What interesting things did you learn from your classmates' reports?

Climate: The climate of ... is ... and ... in summer.

In winter it's ... and ...

Location: ... is in / near / beside a ...

Population: The population is about ...

Transport: There are ... types of transport. Examples are ... and ...

Bangkok

B. very hot and dry in winter, wet in summer

C. subway, buses, the BTS Skytrain and two airports

D. more than 10 million people

Chiang Mai

B. warm in winter, very wet in summer and autumn

C. shuttle buses, taxis and an airport

D. about 1.2 million people

tip Speaking

Stand still and wait until the class is quiet. Keep your head up when you speak. Speak slowly and clearly. Wait 2–3 seconds between each bit of information. Smile at the end.

3

Books: fantasy, graphic novel, recipe book, biography, science fiction, drama, adventure story, poetry, mystery, horror story, self-help, detective story
Adjectives: tiny, dark, empty, steep, strange, gorgeous, terrible, secret, huge, bright, popular, charming

Let's read!

- 1 Work in pairs. Look at the WOW! Magazine Welcome page. Then read and answer.

WOW!

World of Wonder! Magazine

Welcome

Book Club

Culture

Over to you!











Some of you said that your favourite hobby is reading. What type of books can you see? Which do you like best? Mei loves books and she has a question for you. Can you think of some answers to her question?

WOW! Question



Mei 3 minutes ago

Why do we enjoy reading books?



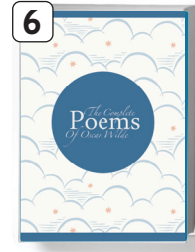


In this unit I will ...

- learn words for different types of books
- learn adjectives for describing places
- use reported speech
- read a mystery story
- use the Present simple and Past simple passive
- work in a group to find out more about a mystery
- learn how to agree or disagree
- read and write a detective story



2 Look and match. Then listen, check and repeat.

fantasy graphic novel recipe book biography science fiction drama
adventure story poetry mystery horror story 1 self-help detective story



3 Listen and read. Do the WOW! Quiz and guess the type of book.



WOW! Quiz

1 **Mei** 5 minutes ago
I like a lot of different types of books, but I really enjoy reading books with pictures of the characters. I want to write my own story book with pictures one day! 😊

3 **Dana** 1 hour ago
I like stories that take place on different planets. I always enjoy reading about space.

2 **Alex** 3 hours ago
I like reading true stories about people's lives. That's always much more exciting than reading a story. Last month, I read a book about my favourite footballer and I found out a lot of interesting things about his life.

4 **Sami** 7 minutes ago
I enjoy being a little bit frightened when I'm reading a story. I don't want to feel very scared, just scared enough to make the story surprising.


4 Work in pairs and answer the questions.

- 1 What type of book do you enjoy reading and why?
- 2 What type of book do you not like reading and why?

5 Make up a sentence from one of the types of book in Activity 2. Can your partner guess what type of book it is?



1 Listen and read. What type of survey are the girls talking about?



Dana: Hey, Mei. Alex told me that you had the results of our book survey.

Mei: Yes, that's right. Over 100 students answered the survey.

Dana: Oh, that's good. So, what were the results?

Mei: Hold on. Let me find them on my computer. Here we are. Well, everyone said that they enjoyed reading, so that's a good start! A lot of children like reading books that are films, too. Most students said that they liked

adventure stories, detective stories and mystery stories best.

Dana: That doesn't surprise me. They're the most exciting. What do they not like?

Mei: A lot of students said that they didn't like drama.

Dana: My older sister, Majeda, loves it. She told me that it was her favourite type of book. What about biographies?

Mei: Hmm, most students said that they didn't read biographies very often and only one person said that biographies were their favourite type of book.

Dana: Can you tell me some of the other results?

Mei: Sure, no problem. Some students said that they used recipe books at home. Also, some students said that they enjoyed reading self-help books, but only two students said that they liked poetry.

Dana: What a shame! Poetry is cool. Maybe we should have a poetry competition on the website to get more students interested.

Mei: That's a good idea!

2 Read the dialogue again and answer the questions.

- 1 Do all the students who did the survey enjoy reading?
- 2 What types of books do most students like best?
- 3 What type of book do a lot of students not like?
- 4 Who likes drama?
- 5 How many students said that they liked biographies best?


6 How are the girls going to get students interested in poetry?

3 Find these expressions in the dialogue and match them with the meaning. Then make your own dialogues with these expressions and act them out.

- | | |
|---------------------|---------------------------|
| 1 Hold on. | a That's fine. |
| 2 What a shame! | b Wait a moment. |
| 3 Sure, no problem. | c I'm sorry to hear that. |

1 Look back at the dialogue in Lesson 2. Are the sentences true or false? Say why.

- 1 Mei has the results of the reading survey.
- 2 Dana's brother loves reading drama.
- 3 Three students like biographies best.
- 4 Only two students like poetry.

2  Look at the grammar table. Then read and circle the correct options to complete the rules.

Grammar

Reported speech: statements

'We **enjoy** reading.'

They said that **they enjoyed** reading.

'We **don't like** biographies.'

They said that **they didn't like** biographies.

'Mei **has** the results of the book survey.'


Alex told me that Mei **had** the results of the book survey.

'It's **my** favourite type of book.'



She told me that it **was her** favourite type of book.

When we report speech, we say *said that* or *told me that* + the words. We change the **present / past** tense to the **present / past** tense, for example, *enjoy* changes to *enjoyed*. We **change / don't change** pronouns and possessive adjectives. For example, *we* changes to *they* and *my* changes to *her*.

3 Read the dialogue in Lesson 2 again. Underline examples of reported speech.



4  Work in pairs. Tell your partner about what books you like and don't like to read. Then change pairs. Report to your new partner what your old partner said.

Randa said that she liked reading adventure stories and mystery stories. She said that she didn't like reading biographies. She told me that her favourite book was *The Railway Children*.

5   Listen. For each question, choose the correct answer.



- 1 Abeer and Halima are talking about Halima's Book Club. What type of book are they discussing this week?
 - A a biography
 - B a recipe book
 - C a science fiction book
- 2 Farid is telling Issa about a detective book. He said that:
 - A he liked it because it was old-fashioned.
 - B he liked the characters.
 - C he liked the ending.

6   Listen again. Are these sentences true or false? Say why.



- 1
 - a Jameela Musa is a chef.
 - b She has written one recipe book.
 - c Abeer's dad told her that the biography was interesting.
- 2
 - a Farid is talking about a mystery book.
 - b His favourite character was the detective.
 - c Issa doesn't like detective stories.



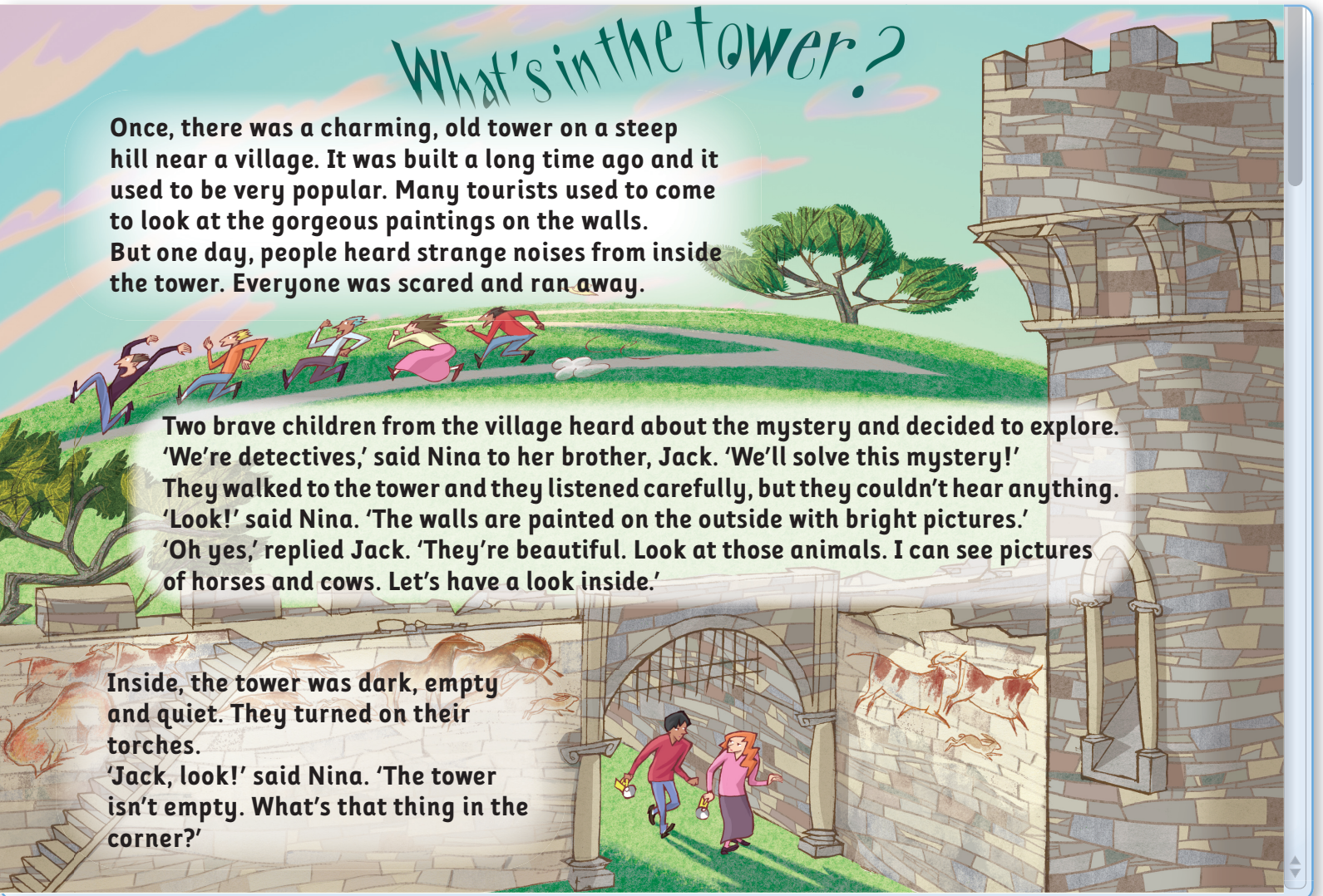
- 1 **Before you read** Today's Book Club text is a mystery story. Look and circle the options that describe a mystery story.
 - 1 A good mystery story has a lot of *suspense*, which means you want to read to the end/put the book down.
 - 2 A question is usually answered at the start/end of the story.
 - 3 The writer uses adjectives to describe the *setting*, which is the place where the story happens/the people in the story.
- 2 **3.9** Listen and read. What is the mystery?

What's in the tower?

Once, there was a charming, old tower on a steep hill near a village. It was built a long time ago and it used to be very popular. Many tourists used to come to look at the gorgeous paintings on the walls. But one day, people heard strange noises from inside the tower. Everyone was scared and ran away.

Two brave children from the village heard about the mystery and decided to explore. 'We're detectives,' said Nina to her brother, Jack. 'We'll solve this mystery!' They walked to the tower and they listened carefully, but they couldn't hear anything. 'Look!' said Nina. 'The walls are painted on the outside with bright pictures.' 'Oh yes,' replied Jack. 'They're beautiful. Look at those animals. I can see pictures of horses and cows. Let's have a look inside.'

Inside, the tower was dark, empty and quiet. They turned on their torches. 'Jack, look!' said Nina. 'The tower isn't empty. What's that thing in the corner?'




- 3 **Work in groups.** What do you think is making the strange noises? Tell the class your ideas and then have a class vote.
- 4 **3.10** Now listen to the rest of the story. Were you right?
- 5 **After you read** Activity Book, page 33.
- 6 **Discuss in a group.**
 - 1 Why do you think the people were scared of the noise?
 - 2 Do you think Nina and Jack were brave? Why?/Why not?
 - 3 Would you go and explore like Nina and Jack did? Why?/Why not?





- 1 Look and match. Then listen, check and repeat.

tiny dark empty steep
strange gorgeous terrible
secret huge **1** bright
popular charming



- 2 Read the story in Lesson 5 again. How many of the adjectives from Activity 1 can you find?
- 3 Think about the story in Lesson 5. Are the sentences true or false? Say why.

- 1 Some people built the tower last year.
- 2 A cow made the strange noises.
- 3 Many tourists now visit the tower every year.
- 4 Nobody enjoys the paintings on the tower now.

- 4 Look at the grammar table. Then read and circle the correct options to complete the rules.

Grammar

Present simple passive

Many tourists **visit** the tower every year.

The tower **is visited** by many tourists every year.

Everyone **enjoys** the paintings.

The paintings **are enjoyed** by everyone.

Past simple passive

Some people **built** the tower a long time ago.

The tower **was built** a long time ago.

A cow **made** the noises.

The noises **were made** by a cow.

We use the passive when the action is **more / less** important than the person who does the action. We make the **Present / Past** simple passive by using *am/is/are* + the past participle of the verb. We make the **Present / Past** simple passive by using *was/were* + the past participle of the verb. To say who did the action, we use *by / to*.

- 5 Listen to the tour guide. What events happened to the tower in these years?



The tower was built in 1856.



1 Before you read Do you know any famous mysteries? Why do you think that people like mysteries?

2 Listen and read.



MYSTERIES

with no answers

? LOST CITY OF ATLANTIS

One of the oldest mysteries in the world is the Lost City of Atlantis. People have been trying to find this city, which was lost underwater in around 9,600 BCE. The Greek writer, Plato, was the first to write about the city and he thought it was a huge island near Spain. Since then, people have had many ideas about where Atlantis might be, for example, Africa, Greece and Antarctica.

Husam
1 week ago

? HESSDALEN LIGHTS

Another mystery that we can't explain is the Hessdalen Lights. These bright lights are sometimes seen in the sky above a valley in Norway. They go on and off and they move around the sky or down the valley. They can be as large as cars. Scientists can't agree on what makes these lights, so they are still a mystery!

Loren
15 days ago

? THE BAGHDAD BATTERY

It seems that 2,000 years ago, people in Khujut Rabu, near Baghdad, used to use batteries! The Baghdad Battery is a jar made of clay that has a metal stick on the top. When vinegar is poured in it, the jar produces electricity! It's still a mystery what it was used for, because there's no written record, but they probably used it to stick gold onto silver.

Mike
20 minutes ago

WOW! Fact

Some people think that Atlantis must be in the Atlantic Ocean because the names are similar. Both names may come from Atlas, a character from Greek mythology.

3 After you read Activity Book, page 35.

4 Work in pairs. Which of the mysteries from the text do you think is the most difficult to solve and why?

Project

Make a presentation about one of the mysteries in the text.

- In groups, choose one of the mysteries from the article.
- Decide who will find out more about:
 - the mystery.
 - the place it happened.
 - possible answers to explain it.
- Discuss and decide which answer you think is the best.
- Present your ideas to the rest of the class. Say why you chose your answer.





Eman: Do you prefer reading a book or watching a film, Amal? I prefer reading books. The pictures we see in our heads when we read are much better than films!

Amal: I totally disagree, Eman. I'd much rather watch a film than read a book. It's more relaxing.

Eman: I don't think so. I prefer reading.

Amal: I quite like reading, too, and if there's a film made of a book, then I like to read the book before I watch the film.

Eman: Absolutely! I totally agree. Otherwise, you always see the actors in your head when you're reading about the characters.

Amal: That's so true!

1  Listen and read. Answer the questions.

- 1 Who prefers reading?
- 2 Who prefers watching films?



Say it!


Saying you agree

I (totally) agree.
Absolutely!
You're right.
That's so true.

Saying you disagree

I (totally) disagree.
I don't think so.
I'm not so sure about that.
I don't agree.

2 Read the dialogue again. Find and write something Amal and Eman agree about and something they disagree about. Use the *Say it!* box to help you.

3  Choose a situation and act out dialogues with your partner. Then swap roles. Use the *Say it!* box to help you.

Pupil A

You think

- detective stories are better than biographies.
- reading is better than going to the cinema.
- writing stories is fun.

Pupil B

You think

- biographies are better than detective stories.
- going to the cinema is better than reading.
- writing stories is boring.

Pronunciation

4  Listen, write and say.

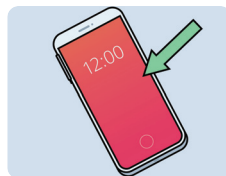
tch
scr
str
spr



___ eet



___ ing



___ een



ca ___



Literacy: detective stories

Reading

1 **Before you read** Look at the title of the story and the pictures. What do you think it's going to be about?

2  Listen and read.



tip Reading

When you're reading a story with dialogue, remember that each new speaker starts on a new line. This will help you to understand who is talking.

The Red-headed League

'Come in, Watson!' Holmes cried. 'Mr Wilson is telling me a strange story.' He turned to the large man. 'Dr Watson helps me with my detective work.'

Wilson showed us an old advertisement. 'It began with this,' he said. 'I have a shop which isn't doing well,' Wilson said. 'My assistant, Vincent Spaulding, works hard for little money. He showed me this

advertisement eight weeks ago. Yes, it was strange, but the money was good!'

Spaulding helped Wilson to get the job at the League of Redheads. He worked there for eight weeks, then suddenly the business closed. [...]

Sherlock Holmes asked Wilson's assistant, Spaulding, some questions, then told Watson his plan.

'We have to stop a thief - tonight!' Holmes said suddenly. 'Meet me at home later.'

That night, I found two men with Holmes in his flat. We went back to the fine street near Wilson's shop, into a dark building and down into an underground room.

'Watson,' Holmes said quietly,

'Officer Jones hopes to catch John Clay, a thief. Mr Merryweather works for this bank. There's £30,000 here and he doesn't want to lose it.'

We waited. Suddenly, two men climbed up through the floor into the room. Holmes quickly caught the first man. The second man ran outside into the arms of a policeman.

'Thank you, Holmes,' said Merryweather. 'You saved the bank tonight. You really are a great detective.'



Words in context

league advertisement assistant business plan tunnel

Activity Book, page 37

3 **After you read** Read the story again and answer the questions.


1 What does Dr Watson help Sherlock Holmes with?

4 How long did he work there?

2 What does the job advertisement ask for?

5 What's the name of the thief?

3 Who helped Wilson to get the job?

4  **Work in pairs. What did you like about this story? Was there anything you didn't like?**

1 Read Nawal's detective story. Who do you think is the thief and why?

The missing jewellery

Osama and Raed Hayek had a jewellery shop called Hayek Brothers' Jewellery. Osama was very hard-working, but Raed was a bit lazy. One day, Osama arrived at the shop and one of the windows was broken. He and his brother called the police.

'Detective Issa,' Osama said, 'there's a broken window at our shop and we think some jewellery was stolen.'

'I'm on my way,' said Detective Issa. 'Don't go inside and don't touch anything.'

Detective Issa was very clever and very good at catching thieves. He went inside the dark shop and found three empty jewellery boxes. Then he saw some broken glass

outside the shop.

'Osama and Raed,' he said to the brothers, 'where were you last night?'

'Do you think we are the thieves?' asked Raed. 'I didn't do it!'

'The broken glass was outside the shop,' said Detective Issa. 'So, the thief was inside when the window was broken. The thief had a key to get in.'

'It wasn't me,' said Raed. 'I didn't take the jewellery out of those three boxes.'

'Raed,' said the detective. 'How do you know that there were three empty boxes when you haven't been inside? I think you should come with me to the police station.'

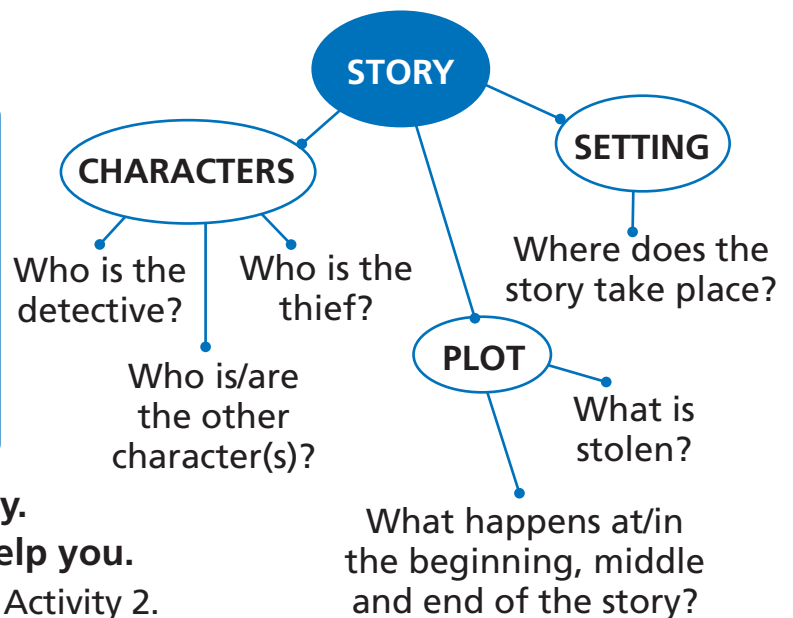


2 Answer the questions in the story planner about Nawal's story. Compare with your partner.

How to write... a good story

Include:

- a beginning that explains the mystery and makes us want to read it.
- a middle that is exciting.
- an end that solves the mystery and doesn't leave us with lots of questions.
- interesting characters and setting.
- suspense through the story to keep us interested.



3 Write your own detective story.

Use the *How to write...* box to help you.

- 1 Write a plan: use the questions in Activity 2.
- 2 Write your answers.
- 3 Add more information to your answers to make your story more interesting.
- 4 Read and check your story. Check your spelling and punctuation.

- 1 Read the comments about the WOW! Magazine. Which child acted out one of the stories from this unit?

**This is YOUR page! We want to hear from YOU.
Send us your comments and photos like the people below!**

1 3 comments



Navin, 12, Thailand 2 minutes ago

I enjoyed finding out the results of the WOW! team's reading survey. We've decided to do a reading survey at our school, too. I'll let you know our results!



2 3 comments



Dominic, 12, United Kingdom
15 minutes ago

I liked the mystery story about the tower. I didn't guess the ending! It made me think of an article that I read last week. It was about a cow that put its head in a tree and couldn't get it out again. The poor cow! Firefighters helped to get her out and she was fine. Cows get into some very strange places! I really like cows! Look at this funny photo!



3 5 comments



Aurora, 12, Scotland 2 hours ago

I really enjoyed reading about the mysteries that we can't solve! There's one in my town, too. It's a sculpture called Kryptos, which was made in 1989. There are four puzzles in it, but we only know the answers to three. There's still one that nobody can solve!

4 4 comments



Malak, 12, Jordan 1 day ago

My friends and I really enjoyed reading the Sherlock Holmes story. We made it into a little play and acted it out. It was really fun! I played the part of the thief, so I had dirty trousers!

- 2 **Work in pairs and answer the questions. Then write your comments about the WOW! Magazine and read them to the class.**

- 1 Which text did you enjoy reading the most?
- 2 Are there any different types of books that you want to read now?
- 3 Recommend a good book to your partner.

- 3 **Think about the WOW! Question again. Discuss in groups. Are your answers different now?**

WOW! Question



Mei 3 minutes ago

Why do we enjoy reading books?


...

A2 Key for Schools Reading and Writing Part 3 and **B1 Preliminary for Schools**

Reading Part 3

tip Exam

To answer these questions, you must understand the author's opinions. Read the text through quickly, then read it through again more carefully. Go through each option (A–D), checking each against the text before you choose your answer.

1  **Read the text. Choose the correct option.**

Writer Laith Wassef talks about his mystery books

I wrote my first mystery story when I was eight years old. It was all about a missing goat! I got the idea after I visited a farm with my family. I can't remember how it finished, but I remember how much I enjoyed writing it. I still love writing mystery books today and I'm lucky because now I get to do it as a job!


The thing I enjoy most is creating interesting characters. I think that's the most important thing, creating people that readers care about. You also have to think of a good puzzle and give your readers a few clues along the way. It mustn't be too easy or too difficult. I think that's why people like reading mystery books. It's the challenge of seeing if you can work out the puzzle before the end!

- 1 Laith's first book
 - A was written when he was seven.
 - B was about a trip to the zoo.
 - C had a very exciting ending.
 - D made him realise how much he liked writing.
- 2 The thing he likes most about writing is creating
 - A good characters.
 - B good puzzles.
 - C good clues.
 - D difficult stories.
- 3 He thinks that people like mystery books because
 - A there are interesting characters in them.
 - B they care about the people in the books.
 - C there are clues along the way.
 - D they want to see if they can solve the puzzle before the end.

B1 Preliminary for Schools Speaking Part 2

tip Exam

When you're talking about a photo in the exam, imagine that you're describing it to someone who can't see it. Give details of what you can see and what the people are doing. For example, talk about what the people look like, what they're wearing, what time of day it is and/or what the weather is like.

2   **Work in pairs. Take it in turns to talk about the photos.**



In this picture, there is ...



I can see ...

4

The environment: protect the environment, climate change, save water, plant trees, switch off lights, waste energy, recycle, pollution, destroy the rainforests, pick up rubbish, use renewable energy, global warming
Extreme weather: hurricane, tornado, thunder and lightning, gale, heatwave, drought, forest fire, volcano, tsunami, flood, avalanche, snowstorm

Our planet

1   Work in pairs. Look at the WOW! Magazine Welcome page. Then read and answer.



World of Wonder! Magazine

Welcome

Book Club

Culture

Over to you!

You told us that you're worried about our planet's future. Why is the weather changing? What are we doing to our world? Look at the pictures. How many words do you know for things on our planet?

Alex has a question for you. Can you think of any answers to his question?

WOW! Question





Alex 3 minutes ago
 What can we do to protect our planet?



In this unit I will ...


- learn words for the environment and natural disasters
- use modal verbs and reported questions and commands
- read a diary about a frightening experience
- learn about how climate change can cause problems for animals
- work in a group to write an action plan to help an endangered animal
- learn how to give advice
- read and write reports





2 Look and match. Then listen, check and repeat.

protect the environment climate change save water plant trees
 switch off lights waste energy recycle pollution destroy the rainforests
 pick up rubbish use renewable energy global warming



3 Listen and read. Which children helped the environment and how?

WOW! Blog



1 **Sami** 5 minutes ago
 I love nature and my favourite place is the sea! But I'm worried about global warming. We have to do everything we can now to stop climate change.

2 **Mei** 15 minutes ago
 During the summer, we took part in the Great Beach Clean. I picked up more than 30 pieces of rubbish from the beach. I couldn't believe how much there was. We should always put our litter in a bin.

3 **Dana** 20 minutes ago
 We did a project on renewable energy last term. I made an oven out of an old pizza box and sunlight. It was so cool!

4 **Alex** 3 hours ago
 Last year, my aunt gave me a tree to plant. She said that people shouldn't destroy the rainforests and we should plant trees instead. So I planted the tree in my garden and I can watch it grow every year. 🌳

4 Look at the words in Activity 2 and put them into two groups.

Our planet's problems

Things we can do to help our planet

5 Work in pairs. Answer the questions.

- 1 What things do you recycle? Can you think of any other things you could recycle?
- 2 How do you save water?

- 3 How do you save energy?
- 4 What can we do to stop pollution?
- 5 Do you use renewable energy? What type?



- 1 4.3 Listen and read. What competition are the children going to take part in?
- 2 Read the dialogue again and answer the questions. Talk to your partner.
 - 1 What are the WOW! Team going to do when they leave a classroom?
 - 2 Why are they going to close doors?
 - 3 What recycling boxes do they already have?
 - 4 What recycling boxes do they need?
 - 5 How are they going to tell the other students about the competition?
 - 6 What should Sami do when he leaves the classroom?



Sami: Hey, look at this website. There's a competition to see which school can save the most energy. We should take part in it!

Alex: I think that's a great idea. What can we do to save energy then?

Sami: I know! We need to switch off lights and turn off computers when we leave a room.

Alex: And we must close doors in winter, too. That will keep the classrooms warm. What else should we do?

Sami: How about recycling more things?

Alex: Yes, good idea. At the moment, there are recycling boxes for paper, but what about plastic? We use a lot of plastic bottles and we shouldn't just throw them away.


Sami: I agree. OK. So we need to let everyone know about the competition. Shall I put it in the newsletter?

Alex: No, we needn't do that. Let's put our ideas up on the WOW! website and ask people for other suggestions, too.

Sami: Brilliant! Come on, we must go or we'll be late for our next lesson.

Alex: Sami, I hope you aren't going to forget to turn off the computer and switch off the lights!

Sami: No! I was just about to do that! Alex, close the door behind you ...!

- 1 Look back at the dialogue in Lesson 2. How are the children going to save energy? List all their ideas.
- 2  Look at the grammar table. Then read and circle the correct options to complete the rules.

Grammar

Modal verbs

We should take part in the competition.
We shouldn't throw away plastic bottles.
We must close doors.
We mustn't waste water.
We need to switch off the lights when we leave a room.
We needn't put our ideas in the newsletter.

We use *should* when you think something **is / isn't** the right thing to do.
 We use *need to* and *must* when it **is / isn't** necessary to do something.
 We use **needn't / mustn't** when it is not necessary to do something.
 We use **needn't / mustn't** when it is necessary not to do something.



- 3 Read the dialogue in Lesson 2 again. Underline examples of the modal verbs.
- 4 Talk about the rules at your school. Use the modal verbs from the grammar box.



We must wear a school uniform. We should work hard. We need to be polite.



We mustn't use mobile phones. We shouldn't forget our homework. We needn't bring any money to school.

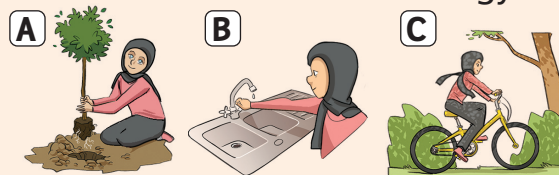
- 5   Listen. For each question, choose the correct picture.




1 Jaber is talking to his mother. What must he recycle?




2 Alia is talking to her father. What should she do to save energy?



- 6  Listen again. Are these sentences true or false? Say why.



- 1 a Jaber's mum is going to use the metal reusable water bottle again.
 b She has finished reading the newspaper.
 c Jaber should leave the glass bottle by the sink.
- 2 a Alia's family should have showers instead of baths.
 b When they brush their teeth, they always turn off the water.
 c Alia usually goes to school by car.

- 7  Write a list of things you use water for every day. Swap with your partner. Suggest ways he or she can save water.



You needn't have a bath every day. You should have quick showers.

1 Before you read Today's Book Club text is a diary. Look and circle the options that describe a diary.

- 1 A diary entry is written in the first person (I)/third person (he/she).
- 2 Diaries are usually formal/informal.
- 3 A diary usually describes what happens in the writer's life/a newspaper article.
- 4 A diary often describes the writer's feelings/clothes.

2  Listen and read. What was Saleem's frightening experience?



A frightening experience

12th June, Thursday


Dear Diary,
 Yesterday I had one of the most frightening experiences of my life!
 I was woken up early by a large storm. I got up and looked out of the window of our hotel. I listened to the loud thunder and watched the amazing lightning. It wasn't scary at that time – it was exciting!
 But then I looked at my phone and saw on the news that a hurricane was coming. I asked my dad what a hurricane was and I asked him if he knew what to do. My dad told me not to worry because a hurricane was just a big storm. We stayed in our hotel room and by the afternoon, there was even more rain. There was a flood in the harbour and a gale was blowing the trees!
 In the evening, the hotel manager told us not to panic. He told us to go to the dining room. He said that it was the safest place in the hotel.
 The dining room was already full of other tourists. When we were all inside, we put the furniture in front of the doors and we got down on the floor together in the corner. Then it suddenly went dark. My dad told me to hold his hand. He told me not to be scared. Finally, morning arrived and the rain stopped. I couldn't believe that the storm was finally over. I hope I never have a night like that again ...
 Saleem



3 After you read Activity Book, page 45.

4  Discuss in a group. Imagine there is a hurricane where you live.

- 1 Where do you go?
- 2 What do you do?
- 3 How do you feel?

5  Work in pairs. Write a paragraph from a diary to describe a natural disaster. Read it to another pair, but don't say what it is. Can they guess?



- 1 Look and match. Then listen, check and repeat.

hurricane tornado
thunder and lightning gale
heatwave drought forest fire
volcano tsunami flood
avalanche 1 snowstorm



- 2 Read the diary in Lesson 5 again. How many weather words can you find?
- 3 Match the people in the story to the words they said.

Saleem Saleem's dad
the hotel manager

- 1 'What's a hurricane?'
- 2 'Don't worry! A hurricane is just a big storm.'
- 3 'Do you know what to do?'
- 4 'Go to the dining room, please.'
- 5 'Don't panic.'
- 6 'Hold my hand.'

- 4 Look at the grammar table. Then read and circle the correct options to complete the rules.

Grammar

Reported speech: *Wh-* questions

'What **is** a hurricane?'

I asked my dad **what** a hurricane **was**.

Reported speech: *yes/no* questions

'Do you **know** what to do?'

I asked him **if** he **knew** what to do.

Reported speech: *commands*

'**Hold my hand!**' → Dad **told me to hold his hand**.

'**Don't panic!**' → He **told me not to panic**.

When we report questions, we change present tenses to **past / future** tenses and we sometimes **change / don't change** pronouns, for example *you* becomes *he*.

When we report *Wh-* questions, we use **say / ask + question word**.

When we report *yes / no* questions, we use **ask / tell + if**.

When we report commands, we use **ask / tell + pronoun + to + verb**.

- 5 Zeinab is telling Manal about a radio interview. Listen and answer the questions.



- 1 What four questions did the presenter ask?
- 2 What four commands did the scientist give?

- 6 Work in pairs.

- 1 Ask and answer two questions about natural disasters.
- 2 Give two commands about what to do.

1 Before you read What's your favourite animal and why? Will it be in danger because of climate change? Why?/Why not?

2  Listen and read.



Climate change and animals



Scientists have found that some animals might become extinct because of climate change.


→ Sea ice and polar bears

The sea ice in the Arctic is getting smaller each year. In some areas, it melts completely in the summer. This is causing problems for polar bears. These beautiful white bears go onto the sea ice to find their food. This means that they are in danger because they can't find enough food to eat.



→ Bamboo and giant pandas

Giant pandas live in the mountains in south and central China. They eat bamboo, which is 90% of their diet. But bamboo grows very slowly, so climate change could cause problems. If there isn't enough bamboo, then pandas won't survive.



→ Global warming and diseases

Scientists are worried because as the Earth gets hotter, there will be more diseases. These can be passed from humans to gorillas, so they might be in danger in the future. Mountain gorillas live in central Africa. In some ways, they can adapt well to climate change. They can live in high temperatures. But there are very few mountain gorillas left in the wild. We think there are only about 1,100, so we must protect them from diseases.



We must do everything we can to slow down climate change, so that we do not put animals in danger.

Project

Write an action plan for how you can help an endangered animal.

1 In groups, choose an animal that is in danger because of climate change. Use one from the box below or find your own.

- snow leopard African/Asian elephant
- green sea turtle cheetah tiger

2 Decide who will research to find out more about the following ideas:

- adopting an animal
- protecting natural habitats
- organising a sponsored event
- visiting wildlife centres

3 Discuss and choose the three best ideas.



4 Present your action plan to the rest of the class.



WOW! Fact

Polar bears have a very good sense of smell. For example, they can smell seals that are 16 km away!

3 After you read Activity Book, page 47.

4   Work in pairs. Which of these animals would you most like to adopt and why?



Rana: My friends and I want to do something to help animals that are in danger. Do you have any ideas?

Mrs Akel: Yes, of course. First of all, I think you should find out what animals you can help in our area. Why don't you look online to find out more? You could always help to pick up rubbish from the beach, too.

Rana: Oh, yes. That's a good idea.

Mrs Akel: Perhaps you ought to put a notice in the school newsletter as well.

Rana: OK. Yes, I can do that.

Mrs Akel: Also, if I were you, I would have a look at your garden and make sure that it's safe for animals and birds.

1 4.16 Listen and read. Answer the questions.



- 1 What does Rana want to do?
- 2 How is Mrs Akel helping her?

2 Read the dialogue again. Find five pieces of advice that Mrs Akel gives Rana. Use the *Say it!* box to help you.



Giving advice

- I think you should ...
- Perhaps you ought to ...
- You could always ...
- If I were you, I would ...
- Why don't you ...?

3 Take it in turns to give each other advice. Use the *Say it!* box to help you.

- revise for an English test – how?
- buy a present – where?
- go out for lunch – which café?
- play a new computer game – which game?
- go to the cinema – which film?
- buy a new book – which book?

Perhaps you ought to learn some vocabulary.

Pronunciation

4 4.17 Listen and repeat. Is the *th* sound the same or different in each pair of words? Then listen again and repeat.

weather



thunder

brother

thin

feather

three



Literacy: reports

Reading

- 1** **Before you read** Look at the title and the diagrams. What do you think this report is about?
- 2** **4.20** Listen and read.

tip Reading

To understand the main idea of a report, read the title and the first paragraph. Also, look at the diagrams because they can help you to understand the information in the text quickly.



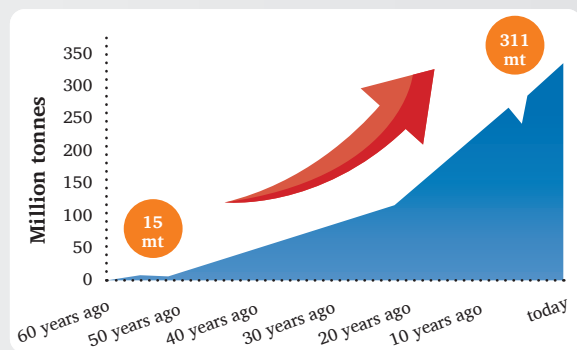
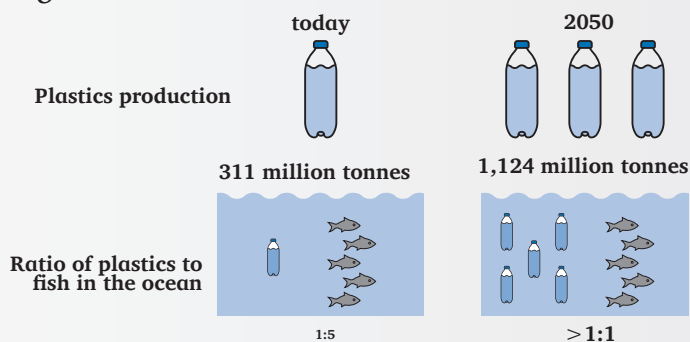
Plastic pollution in the sea

A report by the Ellen MacArthur Foundation has shown that by 2050, there will be more plastic in the sea than fish! This will cause a lot of problems for the whole planet.

Firstly, the report showed that we are making twenty times more plastic than we were making 50 years ago. However, only 5% of these plastics are recycled, so this means that a lot is thrown away. Secondly, the report said that every year 8 million tonnes of plastic pollution goes into the ocean. This is the same as putting one rubbish lorry of plastic into the ocean every minute. Small pieces of plastic can kill fish and larger pieces of plastic are dangerous for turtles and seals.

This report is important because it shows how serious the plastic problem is. It told businesses and governments to work together to protect the oceans. It said that in the future they should only use plastics that can be recycled and it said that plastic should never end up in the sea as rubbish.

Graph to show how much plastic we make



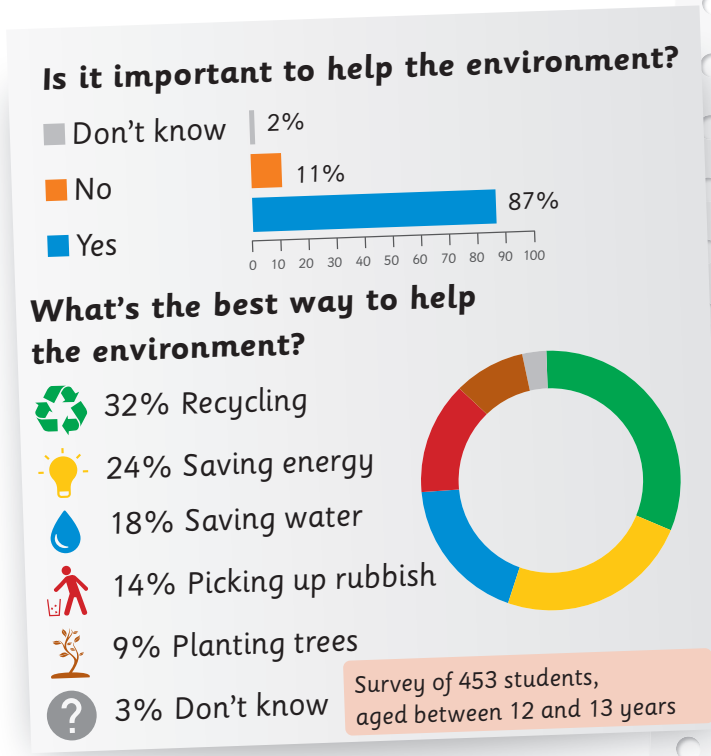
Words in context

foundation tonne piece
business government end up

Activity Book, page 49

- 3** **After you read** Read again. Are these sentences true or false? Say why.
 - This report is about how much plastic we will need to make in the future.
 - There is more plastic in the sea than fish at the moment.
 - We made twenty times less plastic 50 years ago than we do today.
 - Only 5% of plastics are thrown away.
 - Every year, 8 million tonnes of plastic pollution ends up in the sea.
 - The report says that businesses and governments must both help with this problem.
- 4** **Lightbulb icon** How do the diagrams help us to understand the text?
- 5** **People icon** Work in pairs. How serious do you think the plastic pollution problem is? What could you do to help?

1 Look at the diagrams. Do you think they are a helpful way to present information? Why?/Why not?



Young people and the environment

These diagrams show how students answered a survey about the environment. 453 students, between the ages of 12 and 13, were asked two questions.

Firstly, the survey asked students if it was important to help the environment. Most students (87%) said yes. Secondly, the survey asked what the best way to help the environment was. 32% of students said recycling while 24% said saving energy. 18% said saving water and 14% said picking up rubbish. However, only 9% of students said that planting trees was the best thing to do.

In conclusion, this survey shows that most young people are interested in helping the environment. Also, they think that recycling and saving energy are the best ways to help.

2 Read the *How to write...* box. Then read the report in Activity 1 again and match the paragraphs with the descriptions.

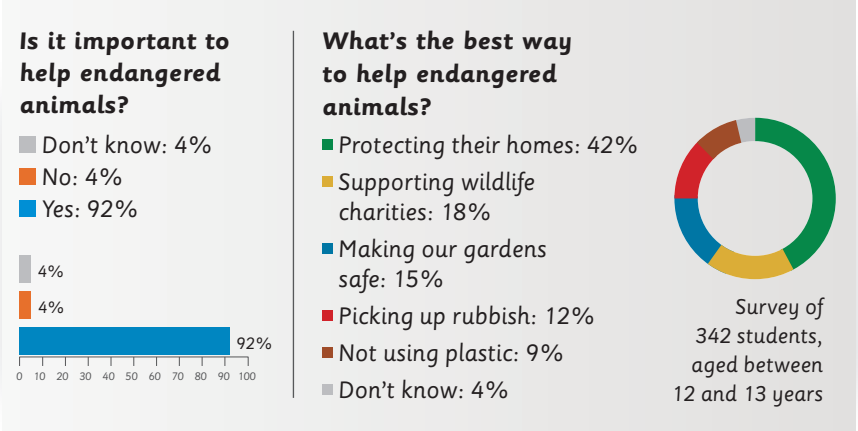
How to write... a report

- Use a clear title which explains what the report is about.
- Use expressions such as *this survey shows ...* to explain the results.
- Use phrases such as *firstly, secondly* and *in conclusion*.
- Don't include your own opinion – just present the facts.

- a Describes the survey results in detail.
 - b Explains what the survey results show.
 - c Says what the survey was about.
- 1 Paragraph one
 - 2 Paragraph two
 - 3 Paragraph three

3 Write a report on a survey about endangered animals. Use the *How to write...* box to help you.

- 1 Look at the diagrams and write a plan, using the information in Activity 2.
- 2 Write your report.
- 3 Read and check your report. Check your spelling and punctuation.



tip Writing

while and however
To compare two different things, use *while* or *however*.

- 1 Read the comments on the WOW! Magazine. Who has helped an endangered animal and how?

This is YOUR page! We want to hear from YOU.

Send us your comments and photos like the people below!

- 1 2 comments



Marta, 12, Argentina 20 minutes ago

I like all your ideas for how to save energy at school. Our school is very green! We use renewable energy from the sun for all our lights and computers.

- 2 5 comments



Phil, 13, Oregon, USA 5 minutes ago

I helped to clear rubbish off the beach last month just like Mei did. A local artist was there as well and he made an amazing statue out of some of the things we found. I think that's a good way of showing people how much rubbish we throw away and how dangerous it is for sea animals.



- 3 4 comments



Leo, 12, United Kingdom 1 hour ago

I thought the story about the hurricane was really exciting. I hope I never have an experience like that. There were some floods in our town last year and that was quite scary. It rained so much that the water came over the top of the river and destroyed a lot of homes.



- 4 10 comments



Asma, 12, Jordan 1 hour ago

I liked the article about the endangered animals. Pandas are so cute! I saved some money last year and I used it to adopt a penguin! My money helps to protect penguins in the Antarctic. Maybe I'll adopt a panda next year!



- 2 Work in pairs and answer the questions. Then write your comments about the WOW! Magazine and read them to the class.

- 1 Which reading text did you like best and why?
- 2 Did you learn anything new about the environment?
- 3 What are you going to do in the future to save energy and water?

- 3 Think about the WOW! Question again. Discuss in groups. Are your answers different now?

WOW! Question



Dana 3 minutes ago

What can we do to protect our planet?

...

A2 Key Reading and Writing Part 4 and
B1 Preliminary for Schools Reading Part 5

- 1 For each gap, choose the correct answer.



Green turtles

Green turtles live on the Great Barrier Reef (1) ... Australia and lay their eggs in the sand on the beaches nearby. A (2) ... has found that the rising temperatures mean that 99 percent of all turtles are born female. The temperature around the turtle eggs decides whether the turtle is born male or female. This won't be a problem immediately (3) ... turtles don't start to lay eggs until they are 25 to 35 years old. But it will be a serious problem in the future. Scientists say that we (4) ... do something now to stop global (5) ... or green turtles may become (6)

tip Exam

Read the whole text first to find out what it's about. Then look at each question and try to choose the correct word to fit the space. Make sure you read the whole sentence before you choose your answer. Then make sure the other three words don't fit. When you've answered all the questions, read through the whole text again to check that it makes sense.

- | | | |
|---|--------------|---------------|
| 1 | A on | C in |
| | B about | D for |
| 2 | A experiment | C description |
| | B report | D story |
| 3 | A because | C also |
| | B although | D but |
| 4 | A might | C must |
| | B shouldn't | D mustn't |
| 5 | A climate | C heating |
| | B change | D warming |
| 6 | A excited | C excellent |
| | B extinct | D example |

A2 Key and **B1 Preliminary for Schools**

Listening Part 1



- 2 Listen. For each question, choose the correct picture.

tip Exam

Don't choose the first picture that you hear. You may hear all of them during the recording – you must listen carefully to understand which is the correct answer to the question.

1 What's the weather like at the moment?



2 What new thing are Muna and Nadia going to do to help the environment?



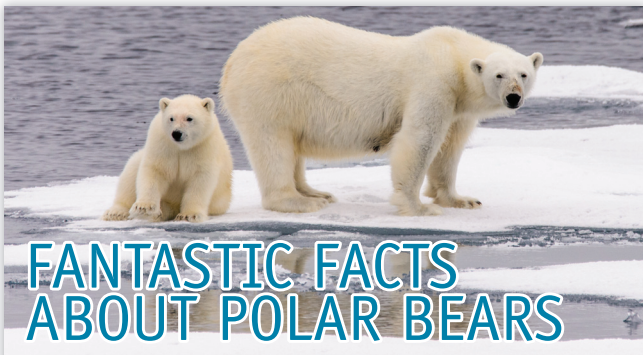
3 What did Sana do this afternoon?



1  How many words can you say about climate change?

2 Read and complete the article with the missing headings.

Three sad facts Three fun facts



(1)

- You might think that polar bears are white, but they actually have black skin! The light on the fur makes them look white!
- Male polar bears can be up to three metres long and weigh up to 800 kilograms. That's as much as about ten men!
- Polar bears can swim for days at a time. A female polar bear once swam for nine days, travelling over 687 kilometres!

(2)

- There are only about 30,000 polar bears left in the Arctic. If we don't do something to help, scientists think that this number will go down by 30% by 2050.
- The sea ice in the Arctic is disappearing because of global warming. It's more than 30% smaller now than it was in 1979, so some polar bears can't find enough food.
- Pollution from ships is put into the sea. Polar bears get sick when they swim in polluted sea or eat fish that are full of pollution.

3 Read the article in Activity 2 again. Answer the questions.

1 How long are some male polar bears?

3 metres

2 How much do some male polar bears weigh?

3 How far did a female polar bear once swim in nine days?

4 How many polar bears are there in the Arctic?

5 How much smaller is the Arctic sea ice now than in 1979?

4 How do we say numbers over 100? Find and say three big numbers in the article. Use the *Say it!* box to help you.

Say it!

Saying big numbers

101	one/a hundred and one
200	two hundred
450	four hundred and fifty
770	seven hundred and seventy
835	eight hundred and thirty-five
1,000	one thousand
10,000	ten thousand

5  **Read and circle.**
Then listen and check.



Nadia: Hey, I'm just reading an article in this geography magazine about how the Arctic sea ice is **(1) appearing / disappearing**. That means that polar bears are in danger. We must do something to help them.

Salwa: But what can we do to **(2) improve / save** things for polar bears? I can't **(3) improve / save** them all by myself!

Nadia: No, of course you can't do it by yourself. But, if we all helped, then we would really make a difference.

Salwa: How do you mean?


Nadia: Well, global warming is destroying the sea ice. So we should do everything we can to stop global warming.

Salwa: Oh, yes, I see. There are lots of things we can do to help with that. For example, we shouldn't **(4) waste / disappear** energy and we should **(5) destroy / recycle** plastic, paper and glass.

Nadia: Yes, and I should repair my bike so I can cycle to school. We also need to find a way to tell other people how they can help.

Salwa: I know! Let's **(6) invent / improve** a new game about protecting the environment! We can call it the 'Go Green Game'!

Nadia: Great idea!

6  **Look at the grammar table. Then read and circle the correct answer to complete the rules.**

Grammar

Reflexive pronouns after by

I can't save them **by myself**.

Of course you can't do it **by yourself**.

We use **myself / yourself** with 'I'.
We use **myself / yourself** with 'you'.

7 **Say the sentences using *by myself* or *by yourself*.**

- 1 I can do my homework on my own.
- 2 Are you going to walk to the shop alone?
- 3 I want to watch this film alone.
- 4 Can I cook dinner on my own today?
- 5 If you go out alone, you must take your phone.

I can do my homework by myself.

8  **Play the 'Go Green Game'.**

Take it in turns to choose a square.

Say a sentence with we should / shouldn't.

Score one point for each correct answer.

1 save water	2 plant trees	3 switch off lights
4 waste energy	5 recycle plastic	6 destroy the rainforests
7 pick up rubbish	8 use renewable energy	9 cause pollution
10 protect endangered animals	11 recycle paper	12 cut down trees




How can we give an explanation?

Think

1 What do you know about changes in the environment?

Learn

2  Listen and read. How can we plan an explanation of how or why something happens?



When we give an explanation, we say how or why something happens or why something happened in the past. An explanation often needs to show cause and effect. When we plan to write about cause and effect, we can use **arrows (→)** between our notes. For example, look at these notes about how our climate is changing.

gases from cars, buses and aeroplanes → pollution → global warming
coal from fires → pollution → global warming
cutting down trees in forests → global warming
global warming → planet gets hotter → climate change



With this plan we can write a short explanation.

Why is our climate changing?

Our climate is changing because of many things we do. Gases made by cars, buses and aeroplanes cause pollution and pollution causes global warming. Using coal for fires and cutting down trees in forests also cause global warming. Due to global warming our planet gets hotter, so the climate changes.

check

3 Are the sentences true or false? Correct any false sentences.

- 1 Explanations tell us when and where something happens.
- 2 Explanations can tell us about something that's happening now or something that happened in the past.
- 3 Arrows link ideas in our notes.
- 4 Pollution from transport causes global warming.
- 5 Global warming causes the cutting down of forests.

4 Write three things that are caused by climate change. Use an arrow between the cause and effect. Then make sentences to explain them. Use the language below to help you.

This is causing / has caused ...
 This happens because / because of ...
 Because of this, ...
 ... is happening / has happened, so ...

climate change → melting ice in the Arctic

Climate change is causing the melting of ice in the Arctic.

Let's practise!

- 1 Why is it a problem to cut down the rainforest? Read the two texts and check your ideas.



fuel



burning



dying plant



soil

Why are rainforests in danger?

Rainforests are forests that grow where there is lots of rain. They are very important because they have more plants and animals than any other habitat.

However, some workers in the rainforests are cutting down many trees. This is because trees are used to make fuel and oil. They are also used to make paper, furniture and wooden homes. Forest workers sometimes burn the trees so that farmers can have new land for their crops and farm animals. All this is causing the rainforests to be in danger.

Why is cutting down and burning rainforest trees a problem?

Cutting down many rainforest trees causes problems for plants, animals and people. Plants and trees are important because they help to keep the soil good for other plants. Without good soil, plants start dying. Then without plants, animals lose food and habitat, so they move away.

Another problem is for people. When rainforest trees are burned, they make gases. These gases go into the air and cause pollution, so people can get ill. The pollution also causes global warming.

- 2 Write a plan for each text. Use the ideas below and join them with arrows.

plants die

animals move away

rainforest trees are cut down

burning rainforest trees

global warming

air pollution

makes gases

Show what you know

Make a cause and effect presentation about pollution caused by plastic rubbish.

- In groups, think about the problems caused by plastic rubbish. Use these notes to help you.
Lots of ... on beach → ... in wind → ... into sea → fish ...
- Use these words in your explanation: *cause/causes, because, then.*
- Draw or find pictures to show when you present your explanation.
- Present your information to the class.
- Think about other groups' presentations. What elements helped you understand them? Was it the use of clear pictures, clear cause and effect diagrams or correct facts?

What happens when we drop plastic on the beach?

When people drop plastic bottles and plastic from food on the beach, the wind causes it to blow...



tip Speaking

Make a short introduction: *Today / Now / Next we'll explain ... / It's our turn to explain what happens when / if ...* Say the key words in your explanation more loudly than the other words.

World Teacher's Day



1 Listen and read.

Hello, I'm Rola. We should all remember World Teacher's Day!

5th October World Teacher's Day

World Teacher's Day is on 5th October, when people around the world remember how important it is to have a good teacher. World Teacher's Day was started by UNESCO in 1994 and on their website you can see photographs of amazing teachers working hard in many countries, from Brazil to Switzerland!

So what can you do on 5th October this year to thank your fantastic teachers? Our class are making

a special thank you collage for our English teacher. We will all sign it with our names!

You needn't be a student to celebrate World Teacher's Day either. Some teachers will hear from the men and women they used to teach. My mother told me she got her job as a scientist because her science teacher was so good! She always writes a special letter to her teacher on World Teacher's Day to thank her.



2 Answer the questions.

1 Where do people celebrate World Teacher's Day?

2 What can you see on UNESCO's website?

3 Do teachers only hear from children on World Teacher's Day? Why?

4 Why did Rola's mother want to write to her teacher?

3 What will you do to thank your teacher on 5th October?

4 Make a collage to thank your teacher.

1 In groups, find pictures or photos for your collage.

2 Stick your pictures onto some paper to make your collage.

3 Write a thank you note and sign your names.

4 Present your collage to the class.





Mother's Day

Hello, I'm Omar. Let's learn about Mother's Day around the world.



1 F2.1 Listen and read.

21st March

Mother's Day

What will your mother do for you next week? Will she wash your clothes, tidy your room or cook for you? We all need our mums, and we must remember to thank them on Mother's Day. In many countries, children make special cards on this day. They might

also give their mothers flowers or make them a present. In Jordan, Mother's Day is on 21st March, but different countries celebrate Mother's Day in different ways and on different dates. In Thailand, Thai Mother's Day is also the Queen's birthday and it is a holiday. Children don't have to go to school and there might be fireworks, too. In Mexico, children sing special songs and mums are cooked a special dinner. In Ethiopia, Mother's Day isn't one day – it lasts for three days! People celebrate with special meals, songs and dances.

2 Answer the questions.

- 1 What do children give their mothers in many countries?

- 2 What date is Mother's Day around the world?

- 3 In which country do people sing songs for their mothers?

- 4 Why do you think Mother's Day is a holiday in Thailand?

- 5 What is different about Mother's Day in Ethiopia?

3 Which country's Mother's Day do you think is the most interesting? Why?

4 Find out about Father's Day.

- 1 In groups, find out about Father's Day around the world.
- 2 Make some notes.
- 3 Present your notes to the class. Did you find the same information?



Grammar reference

Unit 1

used to

They	used to	throw buckets of water over fires.
We	didn't use to	call the fire brigade.
Did she	use to	live in a wooden house?
Yes, she did . / No, she didn't .		

Unit 2

will for predictions

I think you'll be a brilliant footballer.
It won't happen.
Will you become a graphic designer?
What will you do when you grow up?

Unit 3

Reported speech: statements

'We enjoy reading.'
They said that they enjoyed reading.
'We don't like biographies.'
They said that they didn't like biographies.
'Mei has the results of the book survey.'
Lara told me that Mei had the results of the book survey.
'It's my favourite type of book.'
She told me that it was her favourite type of book.

Unit 4

Modal verbs

We should take part in the competition.
We shouldn't throw away plastic bottles.
We must close doors.
We mustn't waste water.
We need to switch off the lights when we leave a room.
We needn't put our ideas in the newsletter.

Present continuous for future

My friends are doing a treasure hunt tomorrow.
I'm seeing Salwa tomorrow.

Present simple for future

The treasure hunt starts at 10 am in the city square.
The bus for the city leaves at 9.30 am.

might, may and could for predictions

I might get a good degree.
I may start a business.
I could find a job as a teacher.

Present simple passive

Many tourists visit the tower every year.
The tower is visited by many tourists every year.
Everyone enjoys the paintings.
The paintings are enjoyed by everyone.

Past simple passive

Some people built the tower a long time ago.
The tower was built a long time ago.
A cow made the noises.
The noises were made by a cow.

Reported speech: Wh- questions

'What is a hurricane?'
I asked my dad what a hurricane was .

Reported speech: yes/no questions

'Do you know what to do?'
I asked him if he knew what to do.

Reported speech: commands

'Hold my hand!' → Dad told me to hold his hand.
'Don't panic!' → He told me not to panic .

Unit 1 an article

- Include an introduction, clear paragraphs and a conclusion.
- Use formal language.
- Check your facts – only use websites you can trust.

Unit 2 a blog

Blogs can be formal or informal, but most are informal. To write a good blog:

- share your opinions and experiences about things you're interested in.
- use phrases to introduce your opinions, for example *In my opinion ...*, *In my view ...*
- use linking words when you have a lot of ideas, for example *also*, *in addition*, *what's more*.
- use short forms instead of long forms, for example *I've just read a blog ...* instead of *I have just read a blog ...*

Unit 3 a good story

Include:

- a beginning that explains the mystery and makes us want to read it.
- a middle that is exciting.
- an end that solves the mystery and doesn't leave us with lots of questions.
- interesting characters and setting.
- suspense through the story to keep us interested.

Unit 4 a report

- Use a clear title which explains what the report is about.
- Use expressions such as *this survey shows ...* to explain the results.
- Use phrases such as *firstly*, *secondly* and *in conclusion*.
- Don't include your own opinion – just present the facts.

English in action reference

Say it!

Unit 1

Asking for travel information

Excuse me, how much is a single / return ticket to Berlin?

What time is the last train?

Is that a direct train or do I need to change?

Which platform does it leave from?

Say it!

Unit 2

Offering to help

I'll help you.

Let me help you.

Can I help you?

Would you like a hand?

Do you need any help?

Accepting an offer of help

Yes, please!

That would be great!

Refusing an offer of help

Thanks, but no need!

I'm nearly done.

No, don't worry!

Say it!

Unit 3

Saying you agree

I (totally) agree.

Absolutely!

You're right.

That's so true.

Saying you disagree

I (totally) disagree.

I don't think so.

I'm not so sure about that.

I don't agree.

Say it!

Unit 4

Giving advice

I think you should ...

Perhaps you ought to ...

You could always ...

If I were you, I would ...

Why don't you ...?

Unit 1 A2 Key and B1 Preliminary for Schools

Speaking Parts 2 and 3

Go to page 19



The ... is interesting
... because ...

Progress path

Read and write. Then tick (✓).

Welcome

What's your first name?

What's your surname?

Unit 2

Name six jobs.

Which do you think is the most interesting?

Unit 1

Name four places in a city and two forms of transport.

Unit 2

Make two predictions about tomorrow.

I think I will

I think I may / might / could

Unit 1

What games did you use to play when you were younger?

Unit 3

Name six types of books.
What's your favourite and why?

Unit 3

'I don't like biographies,' said Ali.
Report what Ali said.
Ali said that _____

CHALLENGE 1

My hands
look so real,
But touch them!
They're cold!
My face looks like yours,
But I never get old!
What am I?

Unit 4

What's the extreme weather event?

- 1 When the weather is hot
for a long time. _____
- 2 It hasn't rained for weeks
and weeks. _____

Unit 4

Name four ways we can help the
environment.



Acknowledgements:

The publishers would like to thank teachers from schools in Madrid, Spain, and Istanbul and Ankara, Turkey, for their feedback and comments during the development of the materials.

Image Credit(s):

123RF.com: Abidal 37, Alex Popov 19, Alexey Kokoulin 49, Alicenerr 41, Anna Om 53, Anton Sokolov 35, aoldman 19, Astragal 41, Borojoint 63, choreograph 25, Christingasner 49, Christoph Lischetzki 8, 9, danilo forcellini 48, Dejan Krsmanovic 9, Egal 37, Hongqi Zhang 28, Jos Alfonso De Tomas Gargantilla 19, Leigh Prather 41, Martin Molcan 41, Mikhail Mandrygin 41, Mishoo 53, olegdudko 25, Photopiano 48, rawpixel 13, Robert Wilson 13, Scott Betts 13, Sergiy Serdyuk 13, Simon Jakubowski 9, skasiansin 41, Sylvain Robin 58, Taina Sohlman 18, 19, Tetyana Bondar 9, tomas1111 48, Vitaliy Kytayko 5, weerayut ranmai 9, Welcomia 53, Xtrexk 62, Yotrak 49; **Alamy Stock Photo:** A9WKAB 9, Andrew Paterson 19, CHROMORANGE / Ralph Peters 13, d2f617 45, Elis Koro 19, George Ostertag 58, Gordon Shoosmith 15, Hemis 14, Image Source 48, Ivan Smuk 18, jeremy sutton-hibbert 14, Juice Images 28, Julie Edwards 8, Justin Kase zsixz 11, Konrad Zelazowski 11, Martin Beddall 10, Matthew Taylor 19, Matyas Rehak 11, Panther Media GmbH 8, 13, Ralph Lee Hopkins 54, Richard Bradley 19, Science History Images 10, Scott Bairstow 9, Sergio Delle Vedove 11, StockShot 48, Stocktrek Images, Inc. 5, Sueddeutsche Zeitung Photo 13, Vivid Photo Visual 13; **Getty Images:** Creatas 9, Dave Porter 32, ewg3D 32, kiszon pascal 9, LUNAMARINA 32, wragg 37; **Pearson Education Ltd:** Antonio Marcos Díaz 1, 4, 6, 9, 21, 36, 37, 46, 48, 49, 71, Jon Barlow 65, Jörg Carstensen 18, Pearson Education Limited 36, studio 8 18, 28, Trevor Clifford 46, Tudor Photography 25; **Shutterstock.com:** 2p2play 20, 2rut 53, 331962890 37, A Stock Studio 46, Abi Basha photographer 8, Adha Ghazali 50, AdrianC 58, Africa Studio 18, 69, AJP 7, Alexandra Petruk 37, AlexAnton 69, Alexey Boldin 10, Alexey Seafarer 60, Alin Brotea 53, Ammit Jack 53, Anandkrish16 18, Andrew V Marcus 8, Andrey_Popov 25, Andrey Yurlov 21, Anna Om 30, antoniodiaz 8, 46, Anyaivanova 41, Apostolis Giontzis 13, aricancaner 48, AridOcean 35, Artem Oleshko 26, Art-is-Power 17, Artpose Adam Borkowski 58, AYO Production 51, Balcerzak 21, BAZA Production 51, Bestock 36, Billion Photos 28, 38, Bokeh Blur Background 49, Catarina Belova 8, Christopher Elwell 58, Daisy Daisy 23, Dana Heinemann 25, David Ionut 15, DC Studio 20, deendesign 36, delcarmat 36, Denis Kuvaev 23, DennisvandenElzen 54, dieddin 20, Diego Grandi 5, DJTaylor 41, Dmitrii Pridannikov 51, Dmitrijs Kaminskis 9, Dmytro Pylypenko 58, Dobo Kristian 25, Dr. Morley Read 62, Elena Nichizhenova 27, Elnur 37, ESB Professional 8, Eva Foreman 5, Evantravels 37, Ferenc Szelepcsényi 32, fizkes 20, Floresart 37, FS Stock 21, GaudiLab 25, Gelner Tivadar 22, Giangrande Alessia 48, Gorodenkoff 21, Grekov's 32, Ground Picture 5, 43, 45, guentermanaus 48, Guido Amrein, Switzerland 53, Habrda 48, Hannamariah 25, happy_contributors 25, Hitdelight 47, Iakov Kalinin 8, 48, Igumnova Irina 53, ImagineStock 63, IR Stone 41, IreneAdler 46, Itana 47, ivosar 34, Jacek Chabraszewski 18, Jacob Lund 20, JFunk 30, Joe Ravi 9, John E Heintz Jr 63, Jordan Tan 49, Jorg Hackemann 30, Kadek Bonit Permadi 54, Kathryn Sullivan 11, Khosro 58, Kirk Fisher 69, Kirk Peart Professional Imaging 63, klyaksun 37, kv naushad 13, Kwest 48, Lainspiratriz 36, Lamyai 49, LedyX 37, LightField Studios 9, 32, Lukas Bischoff Photograph 32, lukeruk 5, M2020 25, MAD.vertise 29, Marcus Bay 20, Maria Egupova 34, Mark Agnor 13, Matej Kastelic 21, Matyas Rehak 13, Melinda Nagy 69, michaeljung 5, Monkey Business Images 64, Mr.Music 20, My Good Images 53, Natalya Temnaya 69, Nd3000 21, NDAB Creativity 8, NEGOVURA31 36, Odua Images 20, Olena Yakobchuk 20, 21, Olga Milovich Puppets 26, oliveromg 25, oneinchpunch 69, Osama Ahmed Mansour 8, PaO_STUDIO 30, Parilov 32, Patryk Kosmider 41, PeskyMonkey 69, Peter Bernik 30, PHOTOCREO Michal Bednarek 49, PhotopankPL 16, Pixel-Shot 20, 21, Piyaset 48, Pressmaster 5, 20, Rainer Fuhrmann 53, Ralf Siemieniec 32, Red Fox studio 23, redzen2 41, Rich Carey 21, Richie Chan 17, Rob Marmion 28, Schankz 63, Semmick Photo 69, Sepp photography 49, Sergey Nivens 21, SeventyFour 21, Sharptoyou 32, Shutter_M 5, Simon Dannhauer 48, Slatan 30, Ssuaphotos 34, 62, STEKLO 49, Steve Cukrov 49, Stocksnapper 37, Stokkete 20, Todd Shoemake 53, Tom Wang 30, 53, V_E 26, Vaclav Volrab 49, Vasilyev Alexandr 41, Verin 46, Viktor Gladkov 19, vvoe 11, Waniga Ashan 34, Wead 48, Willyam Bradberry 59, Wjarek 63, YAKOBCHUK VIACHESLAV 21, Zaki Ghawas 8, Zhitkov Boris 36, Zurijeta 7

Ministry of Education: 1, 4, 6, 8, 9, 18, 20, 21, 30, 32, 34, 37, 49, 58, 60, 62, 71

Illustrated by Pep Brocal, Miguel Calero, Oscar Herrero, Paul McCaffrey, Pablo Torrecilla, Christos Skaltsas (Hyphen) and Zacharias Papadopoulos (Hyphen)

Cover Image:

Alamy Stock Photo: Jan Wlodarczyk; **Pearson Education Ltd:** Antonio Marcos Díaz; **Ministry of Education**